





Public Works
LOS ANGELES COUNTY

QUARTERLY BUSINESS
REPORT

Q2/2025-2026





CONTENTS

Public Works Overview	4	Construction Management	58
Administrative Services	6	MAJOR PROGRAMS/SERVICES	59
MAJOR PROGRAMS/SERVICES	7	KEY ISSUES/CHALLENGES	61
KEY ISSUES/CHALLENGES	10	STRATEGIES	61
STRATEGIES	11	RESULTS-BASED ACCOUNTABILITY: SUMMARY	63
RESULTS-BASED ACCOUNTABILITY: SUMMARY	14	KEY TAKEAWAYS	64
KEY TAKEAWAYS	16	Public Contracting and Asset Management	66
Water Resources	18	MAJOR PROGRAMS/SERVICES	67
MAJOR PROGRAMS/SERVICES	19	KEY ISSUES/CHALLENGES	69
KEY ISSUES/CHALLENGES	23	STRATEGIES	69
STRATEGIES	24	RESULTS-BASED ACCOUNTABILITY: SUMMARY	71
RESULTS-BASED ACCOUNTABILITY: SUMMARY	29	KEY TAKEAWAYS	73
KEY TAKEAWAYS	32	Municipal Services	74
Transportation	34	MAJOR PROGRAMS/SERVICES	75
MAJOR PROGRAMS/SERVICES	35	KEY ISSUES/CHALLENGES	81
KEY ISSUES/CHALLENGES	37	STRATEGIES	82
STRATEGIES	37	RESULTS-BASED ACCOUNTABILITY: SUMMARY	86
RESULTS-BASED ACCOUNTABILITY: SUMMARY	41	KEY TAKEAWAYS	89
KEY TAKEAWAYS	43	Appendix 1 – Services Provided to Cities	93
Environmental Services	44	Appendix 2 – Public Works’ Priority Legislation	103
MAJOR PROGRAMS/SERVICES	45		
KEY ISSUES/CHALLENGES	48		
STRATEGIES	49		
RESULTS-BASED ACCOUNTABILITY: SUMMARY	54		
KEY TAKEAWAYS	57		

Public Works Overview

“To become the most trusted public agency in the region.”

“We plan, design, build, and maintain modern infrastructure that uplifts all communities of Los Angeles County.”



Director
Mark Pestrella, PE

Los Angeles County Public Works (Public Works) is one of the largest municipal public works agencies in the United States, providing vital modern infrastructure and essential services to nearly 10 million people across a 4,000-square-mile service area. The agency plans, designs, builds, and maintains sustainable water, transportation, and waste management infrastructure and manages a construction portfolio of nearly 490 active capital and infrastructure projects with a combined project value of approximately \$6.9 billion.

LA County Public Works is among 39 County departments working collaboratively across public, private, and nonprofit sectors to measurably improve the quality of life for the people and communities of Los Angeles County.

With a Vision to become the most trusted public agency in the region, Public Works places equity at the center of its work and is committed to providing an excellent customer experience.

Public Works' operations are integrated across seven business areas: Water Resources, Transportation, Environmental Services, Municipal Services, Construction Management, Public Contracting and Asset Management, and Administrative Services. Its budget of over \$4.6 billion for FY 2025-26 is funded in part by restricted revenues, including gas and sales tax, benefit assessment, retail water sales, sewer maintenance charges, user fees, and other revenues.

Public Works is strategically focused on advancing economic vitality through innovative strategies and business-friendly contracting opportunities that support the County's small business and local worker hiring objectives. In FY 2024-25, Public Works awarded over \$1 billion in contracts, with over \$152 million in combined wages and benefits going directly to local and targeted workers across Los Angeles County communities.

Public Works's diverse workforce is comprised of nearly 4,000 employees in more than 500 job classifications, including professional, technical, clerical, and skilled crafts. Safety, Cultural Awareness, Human Health, Transparency, Inclusivity, and Innovation are top organizational values, and employees take great pride in their service to the public.

The Agency's headquarters is located at 900 South Fremont Avenue in Alhambra, California, and there are 77 field facilities strategically located throughout Los Angeles County.

Public Works Executive Team



Angela R. George-Moody
Chief Deputy Director
 (626) 458-4003
 agmoody@pw.lacounty.gov



Art Vander Vis
Assistant Director
 (626) 458-4015
 avander@pw.lacounty.gov



Miki Esposito
Assistant Director
 (626) 458-4019
 mesposito@pw.lacounty.gov



Geetha Shan
Deputy Director
 Public Contracting &
 Asset Management



Vincent Yu
Deputy Director
 Construction Management



Luis Ramirez
Deputy Director
 Municipal Services



Cid Tesoro
Deputy Director
 Environmental Services



Steve Burger
Deputy Director
 Transportation



Jolene Guerrero
Deputy Director
 Water Resources



Jeff Howard
Administrative Deputy
 Administrative Services

NAME	TITLE	PHONE	EMAIL
Angela R. George-Moody	Chief Deputy Director	626.458.4003	agmoody@pw.lacounty.gov
Art Vander Vis	Assistant Director	626.458.4015	avander@pw.lacounty.gov
Miki Esposito	Assistant Director	626.458.4019	mesposito@pw.lacounty.gov
Geetha Shan	Deputy Director, Public Contracting & Asset Management	626.458.4008	gshan@pw.lacounty.gov
Vincent Yu	Deputy Director, Construction Management	626.458.4010	vyu@pw.lacounty.gov
Luis Ramirez	Deputy Director, Municipal Services	626.458.4004	luramire@pw.lacounty.gov
Cid Tesoro	Deputy Director, Environmental Services	626.458.4016	ctesoro@pw.lacounty.gov
Steve Burger	Deputy Director, Transportation	626.458.4018	sburger@pw.lacounty.gov
Jolene Guerrero	Deputy Director, Water Resources	626.458.4012	jguerrer@pw.lacounty.gov
Jeff Howard	Administrative Deputy, Administrative Services	626.458.4006	jhoward@pw.lacounty.gov

Administrative Services

"Public Works is the Employer of Choice in Los Angeles County."



Public Works' recruiters attend college and community recruitment events

Support a workforce of **3,810** employees in more than 500 job classifications

MAJOR PROGRAMS/SERVICES

Public Works' Administrative Services Branch (Branch) provides enterprise-wide financial management, administrative services, human resources, information technology, internal audit, and risk management. Services include:

- Fiscal oversight
- Budget/fund management
- Litigation management
- Recruitment and exams administration
- Employee relations and programs
- Payroll administration
- Performance management
- Employee benefits
- Employee recognition programs
- Procurement and warehousing
- Employee training and professional development
- Compliance oversight for legally mandated programs
- Employee health and safety

Manage a
\$4.6 billion
budget for Fiscal Year
2025-26





Public Works 2026 Engineering Assistants Forum Summer Picnic

The Branch is committed to supporting a culture of world-class public service by investing in our employees, building workforce expertise, creating permanent jobs, investing in training and technology, and promoting a diverse, inclusive, and supportive work environment for everyone.

We aim to align our workforce with Public Works' mission to uplift the well-being of all communities of Los Angeles County (County) by recruiting, retaining, and developing a highly talented workforce to support our strategic priorities and operations

We support the County's efforts to increase the number of families earning a living wage in the County by providing job opportunities to disadvantaged populations.

We support the County's Anti-Racism, Diversity, and Inclusion (ARDI) Initiative through an equity infused strategic plan and tools designed to address systemic racism.

Cybersecurity Threats Prevented in FY 2025-26: (As of December 2025)

1.6K
Spam/Phishing

379k
Web-Based Attacks

Fiscal Year 2025-26 (As of December 2025)



3,841

Purchase Orders Processed
Totaling

\$37.1 million

Awarded Certificate of Achievement for
Excellence in Financial Reporting



For Los Angeles County Flood Control
District's Annual Comprehensive
Financial Report

6,036 Local Small Business Enterprise
(LSBE) payments for a total of

\$61.8 million

89% of LSBE payments
made within 15 days

PROGRAMS/INITIATIVES

EMPLOYEE ENGAGEMENT:

- Employee Recognition ceremonies
- New Employee Orientations
- New Managers Meetings
- Charitable Giving Campaign
- March of Dimes Campaign
- Wellness Events – Flu Clinic, Blood Drive
- Engineering Assistants Forum
- Leadership Forums
- Safety Awards ceremonies
- Holiday Care Fund
- Take Our Young People to Work Day
- PW Culture Survey

College Recruitment

Public Works conducts on campus recruitment at multiple accredited colleges and universities to attract qualified and diverse talent.

PLACE Program

Public Works has partnered with the Worker Education and Resource Center (WERC) and the County Department of Human Resources to hire individuals with high barriers to employment through the Preparing Los Angeles for County Employment (PLACE) program.

Work From Home (Telework)

Public Works' Work From Home (WFH) program is designed to provide work flexibility while continuing to deliver the highest level of service to our customers. Our WFH program follows four critical tenets:

- Collaborative Culture – promote a culture of collaboration and integration of skills, knowledge, and values to meet our mission and build the public's trust in us.
- Public Service – create an outstanding and unmatched customer experience in our industry.
- Productivity – increase employees' productivity to support population outcomes and strategies.
- Workforce Wellbeing – support a better work-life balance for our employees.

Training

Public Works is committed to developing and retaining a highly skilled workforce prepared to address modern infrastructure needs. We support employees in furthering their education through degree and certification programs, as well as tuition reimbursement assistance. Our employees attend external training, conferences, and seminars that further enhance their learning opportunities and enable networking with industry leaders.

\$628,000 Invested in employee training and development to date in Fiscal Year 2025-26 (As of December 2025)



Public Works STEAM Outreach Program members engage with young learners.

KEY ISSUES/CHALLENGES

- **Strategic Issues**

- Due to employee turnover resulting from retirements and interdepartmental promotions, Public Works must prepare for current and future labor market demands by developing and retaining a diverse, sustainable, and highly skilled workforce with a specific focus on trends in the engineering industry.
- Public Works must continue to develop our leaders to put them in the best position to respond to workplace challenges and prepare employees for new leadership roles and challenges.
- Public Works supports the Board of Supervisors' commitment to expanding employment opportunities for County residents through workforce development programs, which focus on creating pathways to County employment for disadvantaged populations.

- **Challenges**

- Baby boomer retirements have resulted in a significant loss of institutional knowledge.
- We need to be appropriately resourced with positions to fulfill high workload demands in key strategic areas.
- We must onboard talent more quickly and provide a more sustainable work-life balance for our employees.
- Competing employers may offer more liberal telework schedules.

STRATEGIES

The Branch established two strategies designed to help ensure we are the Employer of Choice in the County:

Strategy 1 – Recruit and retain a highly talented workforce.

Public Works engages in targeted outreach and recruitment efforts to attract a diverse candidate pool and hire the most qualified candidates, with an emphasis on engineering talent to support the Business Areas' strategic priorities and operations.

- Some high-level actions involved:
 - Participation in outreach events, career and job fairs, and campus recruitment at college and universities.
 - Implementation of efficiency enhancements to reduce the time between electronic Personnel Action Request (ePAR) approval and making job offers to onboard talent more quickly.
 - Tracking employees hired with specialized degrees, licenses, and certifications.

Strategy 2 – Train and promote professional workforce development.

Public Works promotes professional development opportunities to support its workforce. This strategy has a strong positive impact on job satisfaction, retention, and belonging as employees feel supported and engaged in their roles.

- Some high-level actions involved:
 - Expanding leadership training for managers.
 - Creating a reference point of workforce expertise by tracking employees who possess specialized degrees, licenses, and certifications.
 - Developing an automated tool to track compliance with County-mandated training.



2026 Public Works Junior Engineering Program participants

STRATEGIES STATUS (SECOND QUARTER: OCTOBER–DECEMBER 2025)

Strategy 1: Recruit and retain a highly talented workforce

1. Recruitment and outreach – Participated in 15 job fairs at colleges, universities, and professional organizations, including California State University, Los Angeles Engineering & Technology Career Fair, and Alabama A&M University Virtual Career Fair. In addition, we participated in local community recruitment and outreach events such as the 2025 Annual Taste of Soul Family Festival, the Justice Care and Opportunities Department's Together We Thrive 2025 Summit and Festival, and the Department of Youth Development's Annual Youth Summit.
2. New hires – We onboarded 86 new employees this quarter; approximately 85.0 percent of them reported they possess a degree, license, and/or certificate. There were a greater number of technical positions hired this quarter.
3. Onboarding - The median number of ePAR processing days remained at 15 calendar days.
4. PLACE and Pipeline Programs - We continue working with the Department of Human Resources to offer PLACE and other pipeline programs for people experiencing barriers to employment. This quarter, we hired 3 office support assistants through the Los Angeles County Department of Human Resources Temporary Services Registry (TempLA) Program.
5. Telework – With approximately 49 percent of employees teleworking one or more days per week, our WFH program continues to offer flexibility and support work-life balance for the workforce.

Strategy 2: Train and promote professional workforce development

1. Workforce development - This quarter, we invested approximately \$347,000 in professional development and safety training to support the workforce.
2. Safety Awards Ceremonies - Recognized 199 employees at Palmdale yard for their safe driving and no lost time record.
3. Compliance with mandated training - Increased by 0.8 percent over last quarter, from 96.7 percent up to 97.5 percent.
4. Leadership training – Overall participation increased by approximately 4.0 percent over last quarter, from 89.1 percent up to 92.6 percent. This quarter 20 managers completed leadership training.



Public Works Take Our Young People to Work Day 2025

RESULTS-BASED ACCOUNTABILITY: SUMMARY

Population Accountability

Population Outcome: Public Works is the Employer of Choice in Los Angeles County				
Population Indicators	Current Value	Current Reporting Period	Previous Value	Previous Reporting Period
Employee annual retention rate	92.6%	December 31, 2024, to December 31, 2025	92.9%	December 31, 2023 to December 31, 2024
Percentage of job offers accepted	91.7%	October to December 2025	96.6%	July to September 2025
Demographics of workforce that reflects Los Angeles County communities	See Chart on Page 16	December 2025	--	--

Performance Accountability

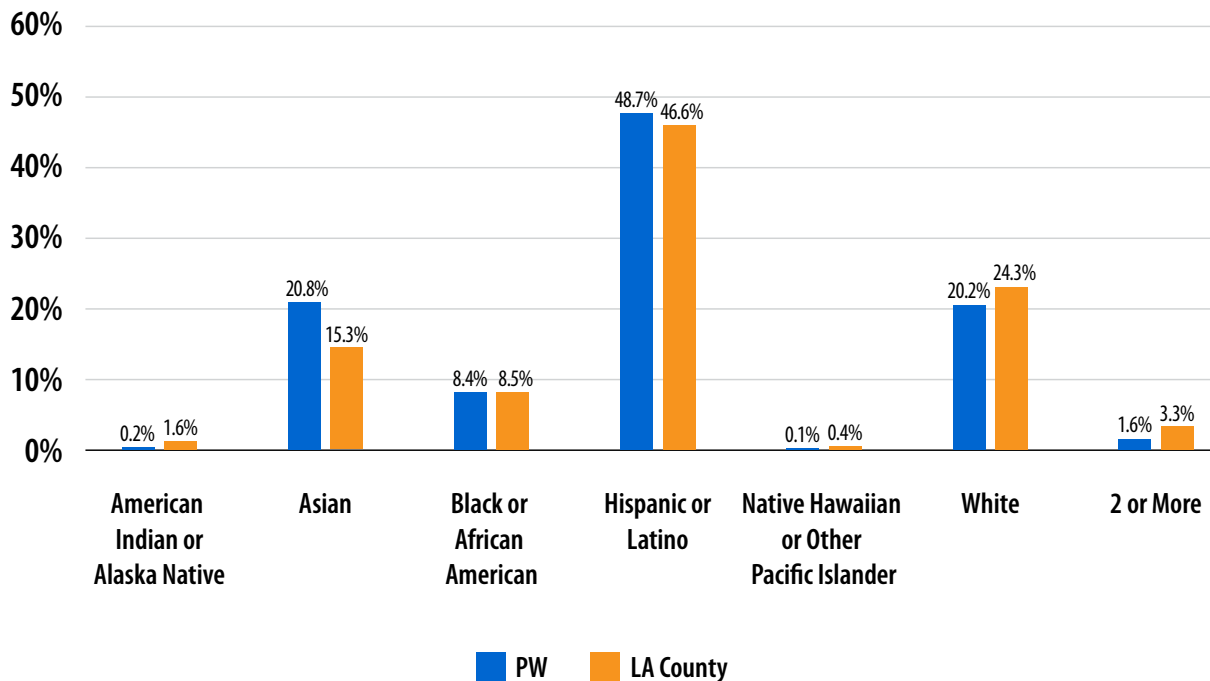
Strategy 1: Recruit and retain a highly talented workforce					
Performance Measures (October to December 2025)	Current Value	Previous Value	Current Target Value	Current Trend	Baseline % Change
Employee turnover rate	1.3%	1.0%	1.6%	↑	30.0%
Median number of days from ePAR approval to establishment of start date for more timely onboarding	15 calendar days	15 calendar days	25 calendar days	→	0%
Percentage of employees hired with specialized degrees, licenses, and certifications (e.g., surveyor, structural engineering, geotechnical engineering, project management, construction inspectors)	84.9%	63.0%	100%	↑	34.8%

Strategy 2: Train and promote professional workforce development					
Performance Measures (October to December 2025)	Current Value	Previous Value	Current Target Value	Current Trend	Baseline % Change
Employee compliance rate with County mandated training	97.5%	96.7%	100%	↑	0.8%
Percent of managers that completed leadership training	92.6%	89.1%	100%	↑	3.9%

KEY TAKEAWAYS

- Public Works is the County's employer of choice. In the current 12-month period (December 2024 to December 2025), our annual employee retention rate was approximately 92.6 percent, remaining consistent with the prior 12-month period. U.S. employers strive to achieve 90 percent employee retention.
- Employee turnover increased from 1.0 percent to 1.3 percent this quarter mainly driven by more retirements and transfers to another Department as compared to the prior quarter. With an average of approximately 0.4 percent of employees leaving employment each month, Public Works is well below the national turnover rate for governmental employees, which averaged 1.6 percent per month.
- Job offers acceptance decreased by approximately 5.1 percent over the prior quarter as more candidates declined our job offers due to salary or other employment offers. Public Works continues to be a highly desirable employer.
- The overall Public Works workforce is closely representative of the diverse demographics of Los Angeles County population. We continue our commitment and efforts to expanding the pool of candidates and advance equitable outcomes for all people.

Public Works Employees vs. Los Angeles County Population As of December 2025




County population data source: [U.S. Census Bureau Los Angeles County population estimates](https://www.census.gov/data/tables/2020/census/los-angeles-county-population-estimates.html)



Water Resources

"All Los Angeles County residents have access to safe, clean, and reliable water resources."



LA River

14 dams

Providing flood protection for
10 million people
and contributing to their water supply



MAJOR PROGRAMS/SERVICES

Through the Los Angeles County Flood Control, Unincorporated Area stormwater program, and Waterworks Districts, Public Works is responsible for Countywide water resource management, which includes flood risk management, water supply, and watershed health.

Flood Risk Management and Stormwater Capture

The Los Angeles County Flood Control District (Flood Control District) was established under the Los Angeles County Flood Control Act in 1915. The Act empowered the Flood Control District to provide flood protection, water conservation, recreation and aesthetic enhancement within its boundaries. The Flood Control District is governed, as a separate entity, by the County of Los Angeles Board of Supervisors.

On behalf of the Flood Control District, Public Works constructs, operates, and maintains a regional system of flood control and water conservation facilities that provide flood protection and increase local water supply. The annual average budget of the Flood Control District is \$370 million, with major funding from property taxes and a property benefit assessment for flood control.

The Flood Control District's boundaries encompass 2,758 square miles. The Flood Control District operates and maintains one of the most complex systems of flood control and water conservation in the country. The Flood Control District's current infrastructure includes 14 major dams and reservoirs, 491 miles of concrete and soft-bottom channels, 3,400 miles of underground storm drain conduits, 97,466 catch basins, 61 pump stations, 189 debris basins, 181 crib dams, 37 sediment placement sites, 27 spreading grounds, 21 low-flow diversion structures, 315 seawater barrier injection wells, 1 constructed wetland, and 1 mitigation bank area.

The reservoirs assist in recharging groundwater, which helps Los Angeles retain a supply of drinking water. Water from the reservoirs is released, as needed, and moves through a system of open channels into spreading grounds, where it replenishes groundwater basins by slowly percolating, or infiltrating, into the ground. The groundwater basins are accessed by wells, providing a valuable and reliable source of local drinking water. By conserving water in reservoirs, Los Angeles County relies less on imported water from other areas of California and the Colorado River Aqueduct. The flood control system ensures that the greatest amount of water is captured in

reservoirs and diverted into spreading grounds instead of being lost to the ocean.

The Flood Control District also administers the Safe Clean Water Program, which provides local, dedicated funding to increase our local water supply, improve water quality, and protect public health. Multi-benefit projects capture stormwater to supplement local water supply through reuse, potable offset, and/or groundwater recharge.

Local groundwater provides almost half of the region's water supply. The Flood Control District's spreading operations significantly help to recharge these local groundwater aquifers and are supplemented by numerous other regional entities doing both regional and distributed stormwater capture projects through the Safe Clean Water Program.

The Flood Risk Management Program includes planning; operation; maintenance; emergency storm response; storm drain rehabilitation; debris protection; floodplain management; public service; and construction of storm protection facilities, such as dams, channels, debris basins, storm drains, pumps, and removal of accumulated debris from reservoirs, debris basins, and debris retaining inlets.

The seawater barrier injection wells along Los Angeles County's coastline often go unnoticed because of their underground nature. However, these facilities serve as Los Angeles basin's fresh water sentinels. They protect a significant portion of the area's drinking water supply from ocean water, which constantly attempts to migrate into existing aquifers. Treated imported and reclaimed water is injected deep into the underground aquifers to block this inland migration of saltwater.

Another vital component of the Flood Risk Management Program is the removal of accumulated debris from the numerous reservoirs and debris basins, which protect nearby communities. Debris removal from the reservoirs also restores capacity, which the region needs for stormwater conservation.

Integrated Regional Water Management (IRWM)

Public Works leads the Greater Los Angeles County IRWM, the largest regional water management group in the State involving 30 regional water management agencies.

The IRWM planning process successfully brings together and prioritizes water-related efforts in the region in a systematic way to ensure sustainable water uses, reliable water supplies, higher water quality, environmental stewardship, efficient urban development, protection of agriculture, and a strong economy. Through IRWM, Public Works partners with regional and local water stakeholders and agencies to implement regional solutions through open and collaborative stakeholder processes to promote sustainable water use in the Los Angeles region.


Since its inception in 2008, Greater LA County IRWM has successfully secured more than \$165 million in water resource grants for 103 projects.

260,000

residents have access to recreation opportunities at Flood Control District facilities within one mile of their homes

Over the last 10 years, Public Works:

- **Increased the stormwater recharge capacity** at its facilities by approximately 17,680 acre-feet per year.
- **Invested more than \$216 million** in rehabilitating its dams and increasing their operational efficiency.
- **Invested more than \$58 million** in enhancing the capacity and operational efficiency of its spreading grounds and seawater barriers.

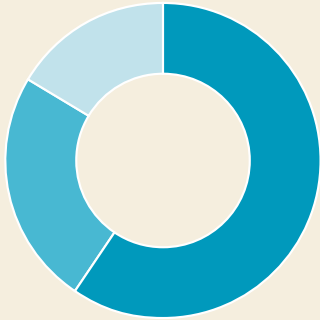


Public Works recharges enough groundwater from various sources annually to serve **2.48 million residents**

270,000

water customers served in
Marina del Rey, Malibu,
Val Verde, Acton, Kagel Canyon,
Antelope Valley

Average Annual Contribution to Regional Water Supply



 **200,000** acre-feet
Stormwater

 **65,000** acre-feet
Imported water

 **45,000** acre-feet
Recycled water

Water Utilities

Public Works also provides retail water service to over 270,000 residents through the management of five County Waterworks Districts, the Marina del Rey water system (SD2), and the Rancho Los Amigos Water System (SD2). The systems are comprised of 1,346 miles of water mains, 122 storage tanks, and 145 pump stations and includes the following five District areas:

- Malibu (SD3)
- Val Verde (SD5)
- Acton (SD5)
- Kagel Canyon (SD5)
- Antelope Valley (SD5)

The Los Angeles County Waterworks Districts operates out of three District offices (Alhambra, Malibu, and Lancaster) and maintains an online water account management system (MyWAM) for customers to easily access and manage their account online, anytime, anywhere and offers a “Live Chat” feature to enhance the customer service experience.

County Waterworks Districts also manages a robust water efficiency program to increase water conservation and reduce daily per capita water usage. The program includes:

- Residential Rebate Program
- Cash for Grass Program/Grass Replacement
- Online guides for Xeriscape Education
- Education and outreach programs
- Water Surveys and Audits for leak detection
- Cell phone application to report Water Waste
- Quarterly Newsletters and webinars
- Website Updates

The annual budget for these Waterworks Districts and the Marina del Rey water system is approximately \$260 million.

The Waterworks Districts are investing in extensive capital improvement programs with over \$500 million of planned projects including water tanks, water mains, valves, pumps, and wells over the next 20 years. Additionally, the Waterworks Districts has initiated a comprehensive asset management program to assess infrastructure



and prioritize repairs and upgrades.

Watershed Health Program

Public Works is responsible for planning and implementing projects and programs to improve surface water quality in unincorporated County areas and is the lead Agency for the Los Angeles County Municipal Stormwater (MS4) Permit issued by the Regional Water Quality Control Board to the County of Los Angeles (unincorporated areas) and to the Los Angeles County Flood Control District (jurisdictional areas).

A new MS4 Permit was adopted in 2021 and includes the County, Flood Control District, and 85 municipalities in Los Angeles County. In addition, the 2021 MS4 Permit also includes 10 cities within Ventura County and the Ventura County Watershed Protection District as permittees. The Permit requires permittees to collectively control pollutant discharges into the municipal stormwater system and to meet Total Maximum Daily Loads requirements. The permit requires a regional collaboration and Public Works is participating in 18 Watershed groups that were formed to complete watershed management plans to collectively develop and implement projects/programs to meet MS4 permit requirements and to identify opportunities for water quality projects that will also increase stormwater reuse and augment local water supply. These watershed groups have developed detailed plans that were approved by the Los Angeles Regional Water Quality Control Board.

To date, the County has invested over \$92 million Countywide towards the construction of stormwater quality improvement projects (\$729 million through the Safe, Clean Water Program, and \$192 million through the unincorporated County's stormwater program).

Over the last year, **21 low-flow diversions** have prevented around **182 million gallons** (equivalent to 5 million bathtubs) of polluted urban runoff from entering local waterways

KEY ISSUES/CHALLENGES

- **Climate Change**

- Our region is subject to extreme weather which includes more frequent and intense droughts coupled with less frequent but more torrential rains.
- Climate change is expected to reduce the reliability of imported water delivered to Los Angeles County. This will require an increased emphasis on development of local sources of water to increase the sustainability of our water supply.

- **Improving Water Body Health**

- Federal and State regulations establish water quality standards to protect the beneficial uses of water bodies, which include aquatic habitat and recreation. New regulations continue to be developed.
- Water bodies within Los Angeles County (rivers, lakes, and the ocean) are impaired by various pollutants, which negatively impact aquatic habitat and recreation. Stormwater, urban runoff, and other discharges are a source of these pollutants.
- Many of these rivers and lakes are part of the urban flood control infrastructure belonging to the Flood Control District, such as the Los Angeles River, Verdugo Wash, and the Arroyo Seco Channel.
- The unincorporated areas of the County and the Flood Control District (along with other cities in the County) are required to develop and implement programs to reduce pollutants entering water bodies. These programs are costly and existing funding is limited.
- The cost to meet water-quality standards in Los Angeles County is estimated at \$20 billion dollars over the next 20 years. Most local agencies lack a reliable source of revenue to meet the long-term challenges.



Santa Anita Debris Dam



STRATEGIES

• **Improve Regional Water Supply Resiliency**

- Improve regional water supply resiliency and sustainability through cultivation of strategic partnerships, coordination of integrated water management, implementation of the County Water Plan, and enabling significant increases in stormwater capture, use of recycled water, groundwater banking, and water use efficiency.
- Develop roadmap for maximizing stormwater capture capacity and groundwater basin recharge.
- Leverage and improve effectiveness of the Safe, Clean Water Program and create watershed plans.

• **Flood Risk Reduction/Climate Response**

- Implement comprehensive assessment of water resources infrastructure and develop long-term plans for repair, replacement, and upgrade to optimize flood protection.
- Develop a master asset management plan to assist in coordinating all operations and management activities and educating local communities.
- Develop and execute an implementation roadmap to ensure fiscal health of Flood Control District funds.

• **County Waterworks Districts' Water Supply Resiliency**

- Increase local supply resiliency and water supply reliability.
- Ensure reliable service to our customers through proactive asset management, water supply risk management, and investments in making our infrastructure more resilient.
- Serve our customers and staff by providing programs, projects, and services in a fair and equitable way.
- Ensure sustainable funding for all Waterworks Districts and ensure efficient investments in capital assets, operations, and services.

• **Maintain Beneficial Uses of Los Angeles' Waterbodies**

- Prevent pollution such as trash, bacteria, and toxic metals from entering our rivers, lakes, and the ocean.
- Educate the public on proper environmental stewardship practices.
- Implement multi-benefit stormwater capture projects on a regional scale.

• **Climate Incident Response/Readiness**

- Number of emergency contracts currently available.
- Number of emergency response drills/workshops/protocols trainings.
- Quantity of incident response materials inventory currently available.

Strategy: Improve Regional Water Supply Resiliency

1. Public Works continues to lead and coordinate efforts to establish a sustainable regional water supply through integrated water management as demonstrated by the following accomplishments:
 - The Los Angeles County Water Plan (CWP) is being implemented through four Task Forces; Water Communications, Regional Water Reliability, Small Water Systems, and Nature-Based Solutions. Task Forces continue to meet regularly and have established Working Groups which meet more frequently to advance progress on the CWP 2-Year Action Plan. Based on the 2-Year Action Plan, the Regional Water Reliability Task Force has developed work plans for three Working Groups: Regional Water Quality, Regional Supply & Storage, and Wildfire. The Small Water Systems Task Force is developing a toolbox that will serve as a support program for small water systems as well as the County's Drought Resilience Plan in alignment with Senate Bill 552. The Nature-Based Solutions Blue Ribbon Panel completed the initial draft of its recommendations report undergoing internal review. The Water Communications Task Force has been conducting in-depth interviews with water "thought leaders" to understand their communication needs and how better to move forward collaboratively engaging water customers and communities. The annual CWP report was submitted to the Board on December 5, 2025.
2. Public Works continues to lead the Safe, Clean Water (SCW) Program implementation. The SCW Program provides local, dedicated funding to increase water supply, improve water quality, enhance communities, and protect public health in Los Angeles County. Accomplishments include the following:
 - On November 4, 2025, the Board of Supervisors approved the FY 2025-26 Stormwater Investment Plans (SIP), second contract term for Watershed Coordinator services, and appointments of Watershed Area Steering Committees (WASC) agency members. The nine recommended SIPs, in aggregate, comprise the proposed Regional Program budget of \$134 million for FY 2025-26. The recommended SIPs help achieve SCW Program goals through water supply increases, water quality improvements, and community enhancements that support public health and prioritize projects that invest in disadvantaged communities, utilize nature-based solutions, and advance compliance with existing water quality regulations.
 - The Scoring Committee met six times between September to December 2025 to score 29 Infrastructure Program (IP) Projects submitted for FY 2026-27 Call for Projects. Of these, 26 IP Projects met the threshold score and were referred to respective WASCs for consideration for inclusion in FY 2026-27 SIPs.
 - On November 12, 2025, SCW Program held its' first Science Symposium highlighting new research and innovations in stormwater management. The event featured dynamic presentations and a panel discussion with leading experts, offering insights into completed and ongoing studies aimed at improving water quality and advancing treatment technologies
 - The Regional Oversight Committee (ROC), with support from SCW Program staff, is preparing the 2026 SCW Program Biennial Progress Report which summarizes the Regional, Municipal, and District Programs. The Biennial Report serves as a critical checkpoint every two years to assess overall SCW Program progress and offer key recommendations for adaptive management. On October 8, 2025, the ROC met to discuss the draft recommendations and top priorities. On January 14, 2026, the ROC will take action on the draft 2026 Biennial Report and is anticipated to open the 30-day Public Comment period.
 - The Community Strengths & Needs Assessment (CSNA) Survey and Dashboard, one of many key components of Adaptive Management, remains active with over 1,300 new responses collected to date. Phase 4 of the Initial Watershed Plans engagement with the nine Watershed Area Steering Committees was completed in November.
 - The Public Education & Community Engagement Grants Program received an overwhelming response, with a high volume of strong and competitive applications. A total of \$8.5 million of grant funding has been allocated across 52 approved projects and proposed grant activities have begun. Round 1 funded 15 grant proposals totaling approximately \$3.1 million. Round 2 funded 19 proposals with approximately \$3 million, and Round 3 funded 18 proposals with approximately \$2.3 million. All available grant funds have been distributed, and

activities are underway. The timeline for expenditures will vary by project, but all funds must be spent by July 31, 2026, with final reports due by September 30, 2026. Detailed information about funded projects from all three rounds is available on the [Water Foundation's website](#). These projects are already making a positive impact across LA County communities.

- For the SCWP Municipal Program, five rounds of FY 2024-25 annual disbursements (Year 5 local return) were completed in December 2024 and February, April, August and December 2025 for municipalities that met all eligibility requirements, with 81 cities receiving over \$98 million to date. In addition, the first round of FY 2025-26 annual disbursement (Year 6 local return) was completed in December 2025, with 75 cities receiving approximately \$95 million. Disbursements are ongoing as more cities qualify, and Municipal Transfer Agreements are being renewed to maintain program participation. A new Metrics & Measures section is live in the reporting module to track project performance. Reviews of FY 2025-26 Annual Plans and municipal audit reports are also in progress, with updates to follow.
3. Public Works continues to lead the internal County Working Group to develop and implement each annual expenditure plan and carry out MS4 Permit activities. Investment of Municipal Program (local return) funds from the SCW Program's Regional Programs funds continue to be used to design and develop new multi-benefit projects.

Strategy: Flood Risk Reduction

1. Public Works continues to restore flood protection and water storage capacity in its reservoirs:
- Continuing post-Bobcat Fire emergency projects at the Cogswell Reservoir to remove 2,000,000 cubic yards (cy) of sediment and the San Gabriel Reservoir to remove 4,900,000 cy. The project at the Cogswell Reservoir began in April 2021 and has removed 2,200,000 cy at a cost of \$147 million. Sediment removal at Cogswell is complete. Final grading and drainage work at the sediment placement site and access road repaving was completed in September 2025. The project at the San Gabriel Reservoir began in June 2021 and has removed over 3,200,000 cy of sediment at a cost of \$160 million to date.
 - Continuing the Santa Anita Reservoir Post Fire Emergency Restoration Project to remove up to 435,000 cy of post-Bobcat Fire sediment from the reservoir. Construction started in March 2023 and has removed 400,000 cy of sediment from the reservoir, and an additional 31,000 cy of post-Bobcat Fire sediment removed from the downstream Santa Anita Debris Dam, at a cost of \$56 million. The reservoir sediment removal and drainage work at the sediment placement site was completed in December 2025.
 - The Eaton Fire burned the vegetation in the Eaton Wash Reservoir and the majority of its watershed. In anticipation of the high sediment laden flows, emergency sediment removal operations started on January 20, 2025. Over 655,000 cy of sediment and debris was removed by July 3, 2025, and all other project work was completed in September.
 - The Eaton and Palisades Fires, along with subsequent storms, deposited a significant volume of burned debris and sediment in 20 impacted debris basins. Public Works completed sediment cleanout operations removing 800,000 cy of material from impacted debris basins to ensure continued storm preparedness.
 - In August 2025, construction started for the Santa Anita Debris Dam Seismic Strengthening Project. The project, which will strengthen and enhance the dam to meet seismic and dam safety standards, increases flood protection for downstream communities and establishes new stormwater capacity for water supply. Construction is anticipated to be completed in December 2026 for a cost of \$20.5 million.
2. Public Works continues to improve flood risk management at the dams by proactively rehabilitating and modernizing the dam's inlet/outlet works and other ancillary features. These efforts will maximize our facilities' useful service life and meet current and future operational and maintenance needs.
- In response to fire damage and significant debris flows caused by the Eaton Fire, Public Works is developing several emergency recovery projects to restore damaged dams and debris dams and prepare for future debris flow events. These projects include the Eaton Wash Dam Inlet Works Emergency Restoration; Sierra Madre Dam Emergency Sediment Capture Expansion; and Santa Anita Dam Access Road Post-Fire Repairs.
 - The Bailey, Rubio, and Sierra Madre Villa Debris Dams Flood and Seismic Resiliency Project will be carried out to

meet modern seismic standards and ensure the dams operate safely.

3. Public Works continues to update flood risk messaging for County unincorporated areas under the National Flood Insurance Program's (NFIP) Community Rating System (CRS). Public Works has maintained the County's NFIP CRS Class 6 status, which offers a 20 percent discount on unincorporated area residents' flood insurance premiums. During this quarter, Public Works accomplished the following:
 - Continued updating the County's Comprehensive Floodplain Management Plan (FMP)/Program for Public Information/Repetitive Loss Area Analysis (RLAA) for unincorporated areas with the Steering Committee. In coordination with the update Steering Committee, Public Works prepared the draft FMP and RLAA. The public comment period for the draft FMP has closed. The preliminary final FMP and RLAA are now under review by FEMA. Public Works anticipates submitting the FMP and RLAA to the Board for adoption in spring 2026.
4. Online education efforts to increase community flood risk awareness are ongoing through the Water for LA website (<https://waterforla.lacounty.gov/>) and social media. The Water for LA website is currently being redesigned to become a more comprehensive public information portal and will be influenced by results from a 1,500-person public opinion survey and water agency leader interviews. The new website will include more information on key water issues including stormwater, water quality, flood control, groundwater, cost/value, and more. It will also include more current updates on projects from across the County to better represent the work of the many agencies and cities serving the people of LA County. The updated site will be a more complete representation of "all things water."
5. Public Works continues to manage Flood Control District funds and make progress towards fiscal health milestones. In August 2024, a 20-year financial assessment of Flood Control District funds was completed detailing projected revenues, and operation and maintenance and capital improvement project expenditures. The following recommendations were advanced this quarter:
 - Project prioritization criteria were finalized for Flood Control District projects, aligned with the Water Resources' Business Plan funding priorities. Water Resources finalized a recommended prioritized project listing to guide allocation of funding, especially in light of the LA Area Wildfire recovery costs.
 - Public Works received \$4.1 million in Natural Resources Conservation Service funding to advance postfire recovery projects from the Eaton Fire.
 - Public Works applied for \$174 million in federal loans through the Water Infrastructure Finance and Innovation Act (WIFIA) program for the Rory M. Shaw Wetlands Park and Big Tujunga and Pacoima Reservoir Restoration Projects. Public Works also applied for \$50 million in state loans through the Clean Water State Revolving Fund (CWSRF) program for the Rory M. Shaw Wetlands Park and this project made the California CWSRF Fundable List. The WIFIA and CWSRF loans are expected to be executed by June 2026.
 - Public Works is pursuing up to \$300 million revenue bond to fund the San Gabriel Reservoir Restoration Project (Bridge Fire) starting with the first series of \$100 million in 2026, which will release obligated Flood Control District funds to other priority projects.
 - Public Works is working with a consultant to conduct a comprehensive financial analysis and projections for Flood Control District funds to aid the District in strategizing for future revenue options.

Strategy: County Waterworks Districts' Water Supply Resiliency

1. Public Works continues to increase the resilience of water supplies through continued partnerships with water agencies and identification of new water sources, reducing reliance on imported water.
2. Public Works continues to implement its Asset Management Program for all Waterworks Districts and has introduced a new Geographic Information System based software solution. The system tracks infrastructure assets, leaks, maintenance activities, and field issues while analyzing data on age, material, and condition. This will support informed decision-making by optimizing asset lifecycle management, guiding Capital Improvement Programs (CIPs), and prioritizing repairs through risk and criticality assessments.
3. Public Works continues implementation of its public education and outreach campaigns on water conservation and on reducing water waste, in addition to rebate and incentive programs.

4. Public Works continues to monitor the financial health in each Waterworks District to ensure the rate structure supports recommended maintenance and operations of Waterworks infrastructure as well as supports implementation of CIPs. Based on an in-depth analysis conducted on the Waterworks Districts' financial health, it was concluded that additional revenues are needed to continue normal operations of the various Districts. The Cost of Service Analysis and Rate were conducted and rate changes for the 2026-2030 period were adopted by the Board of Supervisors in December 2025. The revised rate structure will be implemented in January 2026.

Strategy: Maintain Beneficial Uses of Los Angeles' Waterbodies

1. Public Works continues to manage the Illicit Discharge Detection and Elimination Program. The Program, which includes the inspection of all storm drain systems and the review of flood permitted connections, aims to identify and eliminate flows that may contain pollutants from being discharged into the MS4 system and ultimately into beaches and the ocean.
2. Public Works continues to manage, operate, and maintain 19 out of 21 Low Flow Diversions aimed at diverting urban and stormwater runoff from storm drains and outfalls into nearby sewer systems, preventing pollution such as trash and bacteria from being discharged into beaches and the ocean. The two Low Flow Diversions that are currently offline (Marie Canyon and Parker Mesa) are scheduled for repair and/or upgrade and are expected to be operational by mid-2026.
3. Public Works continues to implement regional, multi-benefit stormwater capture projects aimed at capturing the first flush stormwater and urban runoff for groundwater infiltration, for diversion to sewers for treatment, and/or for onsite treatment and re-use.
 - Adventure Park Multi-Benefit Stormwater Capture Project, located in the unincorporated community of South Whittier, was completed in mid-2025 and was operational at the start of the 2025 storm season.
 - Alondra Park Multi-Benefit Stormwater Capture Project, located in the unincorporated community of El Camino Village, is scheduled to be completed in January 2028.

Strategy: Climate Incident Response/Readiness

1. Public Works continues to coordinate with other agencies and partners to ensure readiness for storm season, especially in the burn scar areas.
2. Public Works continues to track key incident readiness data through the County Water Plan dashboard. Currently:
 - 54% of water agencies do not require Water Shortage Contingency Plans be implemented higher than Level 1.
 - 69% of water agencies have access to six months of water supply for an emergency.
 - 44% of small community water systems have access to at least one other secondary water supply.
 - 60% of water management agencies have implemented fire prevention measures and have backup energy supply.

RESULTS-BASED ACCOUNTABILITY: SUMMARY

Population Accountability

Population Outcome: All Los Angeles County residents have access to safe, clean, and reliable water resources.				
Population Indicators	Current Value	Current Reporting Period	Previous Value	Previous Reporting Period
Percentage of Los Angeles County’s annual water demand met through local water supplies	45%	Oct - Dec 2025	45%	Jul -Sep 2025
Number of potable water quality violations for all water agencies	31	Oct - Dec 2025	31	Jul -Sep 2025
Number of flood damage incidents and lives lost due to flooding	1 incidents 0 lives lost	Oct - Dec 2025	0 incidents 0 lives lost	Jul -Sep 2025
Number of health advisory warnings and closures for lakes, rivers, and beaches annually in Los Angeles County	444 Warnings 2 closures	Oct - Dec 2025	174 Warnings 0 closures	Jul -Sep 2025

Performance Accountability

Strategy 1: Improve Regional Water Supply Resiliency					
Performance Measures (October – December 2025)	Current Actual Value	Previous Value	Current Target Value	Current Trend	Baseline % Change
Stormwater capture capacity at Flood Control District-operated facilities for groundwater recharge (acre feet)	108,922 AF	108,385 AF	120,000 AF	↑	0.50%
Increase in annual stormwater capture and recharge due to regional investments (acre feet per year)	24,718	21,050	300,000 ¹	↑	17.43%
Cumulative number of approved Safe, Clean Water Program projects and their tributary areas (cumulative total acres)	136 projects 276,262 acres	136 projects 276,262 acres	136 projects 276,262 acres ²	→	0%

1. Current Target Value based on Board Motion goal of an additional 300,000 acre-feet per year of stormwater by 2045.
 2 Current Target Value based on proposed FY 2024-25 Stormwater Investment Plans from the Safe, Clean Water Program.

Strategy 2: Flood Risk Reduction

Performance Measures (October – December 2025)	Current Actual Value	Previous Value	Current Target Value	Current Trend	Baseline % Change
Amount of sediment removed from dams and debris basins (cubic yards) ¹	866,001	417,052	1,200,000	↑	107.6%
Cumulative grant funds and/or partnership funds received by Flood Control District (per fiscal year)	\$4,100,000	\$3,500,000 ¹	\$10,000,000	↑	17.14
Percentage of the annual routine maintenance program completed ²	35%	63%	100%	↓	44.4%

1. This is a cumulative total per fiscal year, and the Previous Value resets to zero each July 1.

2 This is a cumulative percentage that resets each July 1. Last FY 2024-25, the percentage completed was 63%.

Strategy 3: County Waterworks Districts' Water Supply Resiliency

Performance Measures (October – December 2025)	Current Actual Value	Previous Value	Current Target Value	Current Trend	Baseline % Change
Amount of supply added in Los Angeles County Waterworks District 40, Antelope Valley	26,850 AF/yr	26,850 AF/yr	29,050 AF/yr ¹	→	0.0%
Linear feet of old deteriorating watermain replaced in high risk areas of the Waterworks Districts	23,250 ft	21,250 ft	20,000	↑	9.4%
Number of District tank re-coatings/repairs/upgrades completed	6	6	7	→	0.0%

1. Target based on 5-year horizon in order to achieve 80% local groundwater reliability by 2045.

Strategy 4: Maintain Beneficial Uses of Los Angeles' waterbodies					
Population Indicators (October – December 2025)	Current Actual Value	Previous Value	Current Target Value	Current Trend	Baseline % Change
Percentage of detected illicit discharges that are eliminated	100%	100%	100%	→	0%
Percentage of existing Low Flow Diversion (LFD) systems operating	90%	90%	100%	→	0%
Percentage of total target annual volume captured at completed multi-benefit projects (Target annual volume at each completed project = total BMP capacity multiplied by 10 85th percentile storm events)	43%	4%	100%*	↑	975.0%

* Current Target Value of 100% represents the cumulative annual total of Q1-Q4 values for any given fiscal year (FY). The value for this measurement reset to 0 for Q1, therefore there is no baseline change.

Strategy 5: Climate Incident Response/Readiness					
Population Indicators (October – December 2025)	Current Actual Value	Previous Value	Current Target Value	Current Trend	Baseline % Change
Number of emergency contracts currently available	4	4	4	→	0%
Number of emergency response drills/workshops/protocols training	3	2	3	↑	50%
Quantity of incident response materials inventory currently available	9	9	9	→	0%

KEY TAKEAWAYS

Strategy 1

- During 2025-26 Q2, 5377 AF of volume was gained. 521 AF of the gains were due to the new capacity of Pacoima Spreading Grounds, where the expansion project was completed this quarter. 16 AF were due to the annual sediment removal activities at Devil's Gate Reservoir. Approximately 850,000 CY (527 AF) of sediment was removed from San Gabriel Reservoir during the construction season, but the post-season survey results have not been completed yet. This total will be provided next quarter when final results are available.
- In response to the recent wildfires in our region, a CWP Wildfire Working Group has been established, and wildfire recovery has been added as a focus topic in each of the Task Forces. Water Communications is engaging in emergency response outreach and how to address miscommunication; Nature-Based Solutions is engaging in methods to enhance community-wide recovery through environmental resiliency planning; and Small Water Systems is working with impacted groups to pursue funding opportunities to aid in recovery.

Strategy 2

- In 2025-26 Q2, 448,949 CY of sediment were removed, bringing the yearly total up to 866,001 CY. The San Gabriel Reservoir removal project continued into mid-November when it had to be stopped for the season due to rainfall events. During the storm season, thus far, we have seen sediment deposition in Eaton Reservoir and several debris basins downstream of the 2025 burn areas. With the removal of that sediment in spring 2026, in addition to the San Gabriel Project starting again, we are anticipating hitting our yearly target of 1.2 MCY of sediment removed.
- The Flood Control District is at a critical point in pursuing funding partners, and all project managers are diligently continuing to explore cost-share and funding opportunities. Public Works received \$4.1 million in Natural Resources Conservation Service funding for postfire recovery projects from the Eaton Fire.
- The Eaton and Palisades Fires, along with subsequent storms, deposited a significant volume of burned debris and sediment in 20 impacted debris basins. Public Works will continue sediment removal operations from impacted debris basins as needed due to burned watershed conditions resulting in increased sediment deposition. Debris removal activities were a significant unanticipated cost for the Flood Control District, which may potentially require reallocation from other projects to fund in the coming years.

Strategy 3

- The County Waterworks Districts continue to increase water supply reliability through various means including the enhancement of financial stability. Waterworks is continuing to leverage capital funds through grant opportunities. The Board of Supervisors adopted a resolution in April 2025, for a "pass-through" rate increase beginning in May 2025 to cover the increasing costs of imported water and inflation. In December 2025, the Board also adopted general rate increases for the 2026 – 2030 period to further support long term operational and capital needs across the Districts.
- Water system resiliency during fire:
One of the most significant takeaways from the Palisade Fire was the demonstration of our water system's resiliency under extreme emergency conditions. Despite the challenging circumstances, the Waterworks District 29 (D29) was well-prepared, having pre-staged backup generators at nearly every pump station within the affected area. This proactive approach ensured minimal interruption to the water delivery and maintained water quality standards throughout the duration of the fire. The availability of emergency power meant that critical infrastructure remained operational, helping to prevent pressure losses and contamination events.

- Revenue loss due to losing approximately 20% of our customers:
The Palisade Fire had a significant financial impact on D29, primarily due to the loss of approximately 20 percent of our customer base. As homes and properties were damaged or destroyed, many customers suspended their water service indefinitely. This sudden reduction in demand led to a notable decrease in monthly revenue. The long-term financial recovery will require careful planning and may include seeking external funding sources, such as Federal Emergency Management Agency and insurance.
- Projects are being expedited to support fire rebuild and recovery. After reviewing the hydraulics and available fire flow, we identified improvements that may be essential for rebuilding damaged or destroyed properties, and these projects have been streamlined for construction.

Strategy 4

- Our Low Flow Diversions (LFDs) continue to protect our local waterbodies. For example, the Pulga Canyon, Santa Ynez, and Parker Mesa/Castlerock LFDs played a critical role following the Palisades Fire by diverting polluted and sediment-laden water away from sensitive downstream aquatic ecosystems.
- Collaboration between County Departments and regional, State and Federal agencies by means of multiple task forces ensured a coordinated approach to recovery that prioritized public safety and environmental protection.
- Multi-benefit projects are designed to primarily capture and treat stormwater and urban runoff. The percentage of volume captured during this quarter represents dry-weather and wet-weather capture.

Strategy 5

- The County Waterworks Districts continue to prepare for Climate Incidents. The Districts completed Wildfire Preparedness Drills on July 9, September 25, and December 4, 2025.

Transportation

"Los Angeles County residents have access to state-of-the-art transportation infrastructure that is safe, resilient, sustainable, and equitable."



9.2%

of residents in Los Angeles County use alternate methods of mobility as their primary form of transportation to work.



MAJOR PROGRAMS/SERVICES

The Transportation Core Service Area (CSA) promotes Transportation Safety and Countywide multimodal transportation opportunities, managing approximately 3,300 centerline miles of County roads, transportation infrastructure, programs, and service including:

Vision Zero

In collaboration with Department of Public Health (Public Health) and with the support of other County departments, Public Works established an action plan to carry out the County's Vision Zero goal, an effort to eliminate traffic-related fatalities and severe injuries on unincorporated County roadways. This multifaceted initiative focuses on human mistakes and human vulnerability to guide infrastructure designs and other safety programs to continually strive toward zero traffic fatalities.

Community Traffic Safety

There is a need to consider each community's individual needs when it comes to safety. Rather than addressing safety issues and concerns on a case-by-case basis, Community Plans must be developed to ensure the infrastructure is optimized for safety within the context of the entire community and with the community's full input.

The work to develop these plans is extensive and will require additional resources. However, this will result in safer communities where residents feel empowered to use all modes of transportation to their fullest. Pilot plans are being developed and the lessons learned from those plans will be used to develop a path forward in achieving Community Safety Plans for all the County's diverse unincorporated communities.

Active Transportation & Healthy Communities

Public Health identified communities throughout the County with a need for improved health outcomes. In collaboration with other County departments, Public Works' Transportation CSA has a key role in helping to address this challenge through transportation programs and improvements that promote walking, bicycling, transit use, and safety. These active transportation programs increase the public's transportation choices, provide improved connections to transit hubs and destination centers, and improve health outcomes by promoting healthy lifestyles, reducing reliance on automobile travel, and reducing greenhouse gas emissions.

\$375+ Million spent annually on street and road operation, maintenance, and safety programs

Bicycles & Pedestrians

Public Works is responsible for the development and maintenance of the County's bikeway system and the implementation of the Los Angeles County Bicycle Master Plan adopted by the Board in 2012. The Master Plan is in the process of being updated to revise the list of bikeways to identify new potential bikeway locations and remove unsuitable locations; include design guidelines for all bikeway types on unincorporated roadways, including Class IV; and propose other bikeway infrastructure and improvements to support the County's goals related to transportation equity, safety, and sustainability.

The Agency is responsible for implementing transportation infrastructure in support of Step by Step Los Angeles County: Pedestrian plans for Unincorporated Communities. Improvements that support pedestrian activity such as high-visibility crosswalks, continuous sidewalks, and shade trees or structures are another component to promoting healthy communities.

Public Transit

Public Works provides transit service to over 3.3 million riders annually including fixed route and paratransit (dial-a-ride) services in unincorporated areas to meet the needs of community residents, providing access and intermodal transportation mobility and connectivity.

During the summer season, Public Works provides transportation to the Hollywood Bowl, Ford Theatre, and Santa Monica Beach. Other activities include the operation and maintenance of park-and-ride lots and bus stop amenities. Transit services are primarily financed with the County's share of the Proposition A Local Return Program from Proposition A (1980), a local sales tax measure.

Traffic Programs & Services

The County leads a multijurisdictional Traffic Signal Synchronization and Intelligent Transportation System effort, which has provided approximately \$275 million worth of improvements to nearly 70 agencies Countywide through Los Angeles County Metropolitan Transportation Authority's (Metro) Call for Projects biennial grant funding program. Future planned improvements are funded through Measure R Highway Subregional Program, the Measure M Multi-Year Subregional Program, and other local, State, and Federal grant funding.

Public Works also monitors and controls traffic signals Countywide from its state-of-the-art Traffic Management Center in Alhambra and manages additional traffic safety programs and services such as the following:

- County Lighting Maintenance Districts (Streetlights)
- Constituent requests regarding traffic safety, parking, and other traffic concerns
- Los Angeles County Highway Safety Commission
- Adult Crossing Guard Service for Elementary and Middle Schools

Road Infrastructure

Public Works manages the County Transportation Improvement Program for road improvement projects and annual operations and maintenance efforts, funded primarily from gas tax funds, Proposition C, Measure R, and Measure M Local Return funds, Senate Bill 1 (SB 1) Road Maintenance and Rehabilitation Account funds, and Federal, State and regional grant programs. Projects include traffic safety and operational improvements, pavement rehabilitation, roadway drainage, active transportation, street lighting, green street, and beautification projects.

Road maintenance and operations staff operate out of field facilities located throughout the County and provide comprehensive maintenance activities and emergency response, including pavement patching and resurfacing; litter and debris removal; sidewalk, curb, and gutter repair; guardrail maintenance; snow removal; street sweeping; median landscape maintenance; street lighting; vegetation control; bike path maintenance; tree trimming and planting; traffic signing and striping; pavement marking; and, traffic signal operations and maintenance.

Bridge Infrastructure

Public Works inspects and maintains 315 County-owned bridges and inspects 1,460 city-owned bridges under contract city services. Public Works is also responsible for safety inspections and evaluations of 1,277 highway bridges listed in the National Bridge Inventory within Los Angeles County and serves as the lead agency for the seismic retrofit of nonstate-owned bridges within Los Angeles County as part of the Statewide Seismic Safety Retrofit Program.

9

Sub-regions/Councils of Government in the County (Arroyo Verdugo, Central Los Angeles, Gateway Cities, Las Virgenes/Malibu, North Los Angeles County, San Fernando Valley, San Gabriel Valley, South Bay Cities, and Westside Cities)

Aviation

Public Works operates, maintains, and develops the five County-owned general aviation airports:

- Brackett Field Airport in La Verne (SD1)
- San Gabriel Valley Airport in El Monte (SD1)
- Compton/Woodley Airport in Compton (SD2)
- Whiteman Airport in Pacoima (SD3)
- General William J. Fox Airfield in Lancaster (SD5)

Altogether, the County-owned airports, which encompass 1,750 acres and nearly 6 miles of runway, are home to over 1,500 general aviation aircraft and over 55 privately-owned aviation businesses. These airports accommodate approximately 450,000 aircraft takeoffs and landings each year. The airports are a critical component of the nation's integrated transportation system and play a vital role in regional and local area emergency response.

KEY ISSUES/CHALLENGES

- **Safety**
 - It is critical that measures be taken to reduce transportation fatalities. The number of people killed and seriously injured is on the rise and programs such as Vision Zero are vital elements in bringing those numbers down.
- **Mobility**
 - Changes need to be made to our roadways to make them effective for all users. This will require innovation, robust planning, community input, and additional sources of funding.
- **Transportation Infrastructure State of Good Repair**
 - In order to achieve the vision of a transportation system that is safe, multimodal, and effective, the infrastructure must remain in good condition. This requires continual investment into preserving, rebuilding, and replacing infrastructure in a timely and efficient manner.
 - Innovation and efficiency are key to doing this with the limited funds that are available. However, with the shift towards electrification, the money available through the gas tax will continue to shrink. In addition, costs continue to escalate. Funding sources need to be identified to allow the infrastructure to not only stay in good condition, but to be further improved upon.

STRATEGIES

- **Improve Street Safety**

The County's Vision Zero Action Plan highlights the County's effort to eliminate all traffic-related fatalities, a key measure of public safety. The actions noted below will improve roadway conditions and provide for safer means of transportation.

 - Ensure safe communities through implementation of the Vision Zero Action Plan and creation of Community Safety Plans.
 - Monitor the safety of the transportation network and deliver traffic safety projects and enhancements for all users.
- **Expand Transportation Choices**

A transportation system for the modern age requires the integration of multiple methods of transportation. Efforts to accomplish this require emphasis beyond the traditional to include not just improvements in public transit, but improved bicycle access and walkability.

 - Provide a holistic approach that incorporates various modes of transportation.
 - Improve, enhance, and maintain pavement, bridges, sidewalks, traffic control devices, street lighting, and roadway infrastructure in a state of good repair.
 - Implement sustainable transportation planning policies that promote transit use, reduce car dependency, and reduce greenhouse gas emissions.

STRATEGIES STATUS (SECOND QUARTER: OCTOBER–DECEMBER 2025)

Strategy: Improve Street Safety

1. Continued working with the Federal Highway Administration (FHWA) on executing a grant agreement for the \$29.81 million award through the Bipartisan Infrastructure Law – Safe Streets and Roads for All Grant program FY 2024 for the Safer Steps for LA County Pedestrian Project. The project would install pedestrian safety enhancements at over 70 locations in several unincorporated communities. Additionally, the funding would support development of pedestrian plans for the East San Gabriel Valley and a pilot program to install street racing deterrents.
2. Continued developing projects along the Collision Concentration Corridors (CCC) identified in the Vision Zero Action Plan titled “Vision Zero Los Angeles County – A Plan for Safer Roadways, 2020 to 2025,” which was adopted by the Board on August 4, 2020.
3. Coordinated with the Department of Public Health and the Department of Arts and Culture on the Safe Streets and Roads for All Federal Grant FY 2022 funded Florence-Firestone for All project. Public Health and Arts and Culture began community engagement on a Safe Streets for Seniors Program and Arts Engagement around traffic safety, respectively. The Project includes a series of traffic safety measures in the unincorporated County community of Florence-Firestone, including the County’s number one Vision Zero CCC – Firestone Boulevard. Public Works also continued work on planning delivery of the infrastructure components.
4. Continued work to develop a Safe Routes to School Plan for the unincorporated communities, including prioritizing schools for safe routes to school planning. Public Works also continued work engaging the Technical Advisory Committee with representatives from Metro, Los Angeles County Office of Education, Safe Routes to School Partnership, and student representatives. The work is funded by the California Active Transportation Program Cycle 6.
5. Continued design work with a consultant for implementation of a California Active Transportation Program Cycle 6 funded “quick-build” pedestrian safety project in the Lennox community along Collision Concentration Corridors.
6. Continued working with a consultant to provide services to identify traffic safety improvements in East Los Angeles along Vision Zero CCCs.
7. Completed the assessment of the effectiveness of installations of “quick-build” infrastructure to combat street takeovers in the unincorporated communities. Continued to work with California Highway Patrol (CHP) and Los Angeles County Sheriff’s Department to identify additional locations for implementation of measures. Continued to collaborate with law enforcement partners in the collection of data on reported incidents, which has shown positive impacts of the infrastructure deterrents on incidents of takeovers. Began development of contract documents to help expedite delivery of deterrents.
8. Continued to work with FHWA through the Federal Lands Access Program (FLAP) for a project that will include a variety of safety improvements along 5.44 miles of Mount Baldy Road in the Angeles National Forest from the city of Claremont boundary to the San Bernardino County line. The total project cost is \$17.3 million with \$10 million being awarded to Public Works. Under the FLAP program, FHWA will administer the design and construction phases with Public Works providing plan review services and contributing the County’s local share estimated at \$7.3 million. FHWA will start the design phase in Spring 2026.
9. Continued efforts to update 53 of the County’s guidelines for recommending traffic safety enhancements, including pedestrian devices, traffic calming and other Vision Zero enhancements, and develop standard plans for the infrastructure.
10. Continued work to develop a Rural Roadway Safety Plan for the Antelope Valley, including kicking off work with a technical consultant for data analysis. The work is supported by a \$3.95 million award through the Bipartisan Infrastructure Law Safe Streets and Roads for All FY 2023 grant program. The grant also supports demonstration projects in Willowbrook/West Rancho Dominguez and a Vision Zero Action Plan update.
11. Continued to collaborate with the Departments of Public Health, Regional Planning, District Attorney, County Counsel, Public Defender, and Sheriff’s, and the Chief Executive Office, Supervisorial District 2, California Highway Patrol, and street safety advocates to determine best measures to curtail illegal street takeovers and racing, including increasing

penalties and providing off street racing alternatives. Public Works is now implementing a modified approach in residential communities that focuses on deterring illegal behavior while maintaining pleasant aesthetics.

12. Continued work on two pedestrian safety enhancements projects in West Rancho Dominguez and Willowbrook. These projects are supported by \$15.98 million of grant funding through the Active Transportation Program Cycle 7.
13. Continued working with FHWA on the grant agreement for a \$320,000 federal grant under the Fiscal Year 2024 Bridge Investment Program (BIP) for the Enhancing Safety and Mobility: Exploring the Feasibility of Slauson Ave Bridge Widening Project. The feasibility study will evaluate various safety and mobility treatments to upgrade the Slauson Avenue bridge over La Cienega Boulevard.
14. Continued evaluating the centerline delineators pilot project contained in the Corridor Traffic Safety Plan for San Francisquito Canyon. The plan will inform future safety and infrastructure investment aimed at improving safety conditions for all users of this key 18-mile roadway connecting Santa Clarita Valley and Antelope Valley.
15. Continued work with consultant to support delivery of two key actions in the Vision Zero Action Plan related to engaging the public on traffic safety projects and publicly reporting Vision Zero work. The work includes development of a community engagement strategy for traffic safety projects (Action C-1) and launching a Vision Zero website that shows progress on Vision Zero Action Plan implementation (Action E-10).
16. Continued negotiations with three consultants for on-call consultant professional services to support Vision Zero implementation and transportation planning.

Strategy: Expand Transportation Choices

1. Continued to work with the Castaic Town Council to complete improvements associated with the Interstate 5 (I-5) Emergency Mobility Action Plan to mitigate impacts from unpredictable closures of the freeway, including those caused by natural disasters such as recent wildfires. A communications system and sensors will be installed at the intersections to enable Public Works to monitor traffic conditions and coordinate signal operations with the California Department of Transportation (Caltrans) and the city of Santa Clarita.
2. Continued development of the Rosemead Boulevard Complete Streets Project through collaboration with stakeholders. Caltrans continued work on the Project Initiation Document to implement a diverging diamond interchange along Rosemead Boulevard over State Route 60. Caltrans also proposed an alternative design for the interchange known as an "L-7" to be analyzed in the Project Initiation Document.
3. Continued efforts to implement various projects from the Emerald Necklace Phase 1 Implementation Plan, including a multiuse path connection from the existing San Jose Creek bike path with the Watershed Conservation Authority's new River Park located along the San Gabriel River (Emerald Necklace Projects 10 and 11) and the Quarry Clasp/Peck Park Trail Project (Emerald Necklace Project 4).
4. Continued to administer grant funds from Metro for 40 Traffic Signal Synchronization Projects (TSSP) and Intelligent Transportation System (ITS) projects either in design or procurement/construction phase. These projects will synchronize traffic signals on 35 major corridors involving approximately 840 intersections in the unincorporated County and the cities of Arcadia, Artesia, Baldwin Park, Bellflower, Carson, Cerritos, Claremont, Commerce, Compton, Covina, Downey, El Monte, El Segundo, Gardena, Glendale, Hawthorne, Industry, Inglewood, Irwindale, Lakewood, La Canada Flintridge, La Mirada, La Verne, Lawndale, Long Beach, Los Angeles, Lynwood, Manhattan Beach, Monrovia, Montebello, Pico Rivera, Pomona, Redondo Beach, Rosemead, San Dimas, Santa Fe Springs, South El Monte, South Gate, Temple City, Walnut, and Whittier. The total funding for these active TSSP/ITS projects is approximately \$129 million.
5. Continued to administer grant funds from Metro for design of the Gateway Cities Fiber Optic Communications and Closed-Circuit Television Camera (CCTV) Project which will install fiber optic communications and 2 CCTV cameras at key intersections in the Gateway Cities area. The project will establish fiber optic communication connections with the cities of Downey, Norwalk, Santa Fe Springs, and South Gate, enabling enhanced traffic coordination. Construction is

expected to be completed in summer 2028.

6. Continued collaboration with Metro and the South Bay Cities Council of Governments to add the County-maintained signalized intersections onto the South Bay Fiber Network (SBFN). The SBFN is a dedicated fiber optic network connecting the South Bay cities, Public Works, and other public agencies. Upon connecting the County signals to the SBFN, Public Works will be able to receive real-time traffic data to support monitoring and management of the County's traffic signal systems in the South Bay. The SBFN will provide critical infrastructure to support agencies' "Smart City" applications, as well as accommodate broadband connectivity to residences and businesses.
7. Continued working on a comprehensive update and expansion of the County's Bicycle Master Plan. The update will include revising the existing list of bikeways; proposing a new bikeway network, including Class IV bikeways; incorporating first/last mile improvements to connect bikeways to transit stations and bus stops; and developing policies and guidelines for shared bikeway infrastructure with micromobility devices.
8. Continued developing a draft ordinance related to the implementation of mobility improvements as directed by the Board of Supervisors on June 3, 2025.
9. Continued procurement of an e-bike library operator for the East Los Angeles Bike Share Demonstration Project, an electric bicycle loan program for residents who commit to meet usage requirements. The request for proposal was released in November 2024, and two proposals were received. Award of the contract to a vendor is anticipated by June 2026.
10. Continued implementation of AHSC projects, including 3rd and Dangler and East LA Wellness Center in unincorporated East Los Angeles, Willowbrook II in unincorporated Willowbrook, Florence Neighborhood Mobility in unincorporated Florence-Firestone, to improve walking, biking, and transit access near affordable housing and key destination locations.
11. Continued working on Measure M Multi-Year Subregional Program (MSP) projects, including Westmont/West Athens Pedestrian Improvements Phase 1 and Dominguez Channel Greenway.
12. Continued working with partner agencies and Metro on Metro Active Transport (MAT) Program funded projects along Randolph Street and Slauson Station to support walking, biking, and transit access and first/last mile routes.
13. Continued working with Metro on funding agreements for MAT and MSP projects for transportation improvements within the East Los Angeles Civic Center to support walking, biking, transit access and first/last mile routes.
14. Continued working on the Herbert Bridge Beautification Project to implement aesthetic and placemaking enhancements to the Herbert Ave Bridge in City Terrace.
15. Continued coordination with Department of Beaches & Harbors on the development of pedestrian and bike path improvements along the Ballona Creek jetty in Marina del Rey.
16. Completed 8 pavement improvement projects funded with SB1 Road Maintenance and Rehabilitation Account (RMRA) totaling \$9.4 million in construction costs.
17. Continued discussions with Internal Services Department in the implementation of grant-funded curbside electric vehicle charging infrastructure in East Los Angeles.
18. Completed design for the Lark Ellen Median Improvements project in unincorporated West Covina. The project includes installation of new sidewalk, bus shelters, bike racks, traffic signal equipment, and landscaping work.
19. Organized and hosted an Open Streets event in City Terrace, which included temporarily closing streets to vehicle traffic to create safe, car-free spaces for walking, biking, and recreation. Activation hubs along the route featured local businesses, live music, children's activities, food trucks, artisans, and community organizations, providing residents with opportunities to connect, engage, and support the local economy.
20. Awarded six Southern California Association of Governments Surface Transportation Block Grants and Congestion Mitigation and Air Quality grants that expand transportation choices. The awarded grant totaled over \$16.6 million involving the Altadena Integrated Smart Intersections, Atlantic Boulevard Traffic Corridor Improvement, Interstate 110 Congestion Mitigation Improvements, Norwalk Boulevard Vision Zero Pedestrian Safety, Vision Zero – City Terrace Complete Streets, and Whittier Boulevard Mobility Enhancements.

21. Applied for six Metro Open Streets grants involving the 2026 International Association Football Federation (FIFA) World Cup and 2028 Summer Olympics involving the San Gabriel Valley Fanfest, Metro to Magic: Avalon Open Streets, and Walk, Roll, and Reach for Gold: Walnut Park Open Streets.
22. Awarded two Metro Open Streets grants for the 2026 FIFA World Cup for the San Gabriel Valley Fanfest and Metro to Magic: Avalon Open.
23. Awarded three Metro Open Streets grants for the 2028 Summer Olympics for the San Gabriel Valley Fanfest, Metro to Magic: Avalon Open, and Walk, Roll, and Reach for Gold: Walnut Park Open Streets.
24. Applied for the Regional Park and Open Streets District Planning Grant for the Santa Fe Dam Recreation Area Bike Path Improvements Project to realign and improve two San Gabriel River Bike path connections in the recreation area.

RESULTS-BASED ACCOUNTABILITY: SUMMARY

Population Accountability

Population Outcome: Los Angeles County residents utilize state-of-the-art transportation infrastructure that is safe, resilient, sustainable, and equitable.

Population Indicators	Current Value	Current Reporting Period	Previous Value	Previous Reporting Period
Number of roadway fatalities in the County ¹	112	1/1/25 - 12/31/25	104	1/1/24 - 12/31/24
Percentage of County residents using alternate methods of mobility	9.2% ²	1/1/24 - 12/31/24	9.1%	1/1/23 - 12/31/23

Performance Accountability

Strategy 1: Improve Street Safety

Performance Measures (October – December 2025)	Current Actual Value	Previous Value	Current Target Value	Current Trend	Baseline % Change
Number of safety improvements implemented on Collision Concentration Corridors ³	2,799	2,758	2,858 (6/30/26)	↑	1.5%
Number of Vision Zero Infrastructure-related actions completed	23 of 63	23 of 63	63 of 63 (12/31/30)	→	0.0%
Number of Community Traffic Safety Plans completed in collaboration with stakeholders	2	2	10 (6/30/26)	→	0.0%

Strategy 2: Expand Transportation Choices

Performance Measures (October – December 2025)	Current Actual Value	Previous Value	Current Target Value	Current Trend	Baseline % Change
Number of bikeway miles identified in the Bicycle Master Plan implemented	222.2	222.2	227 (12/31/28)	→	0.0%
Percentage of shaded bus stops	32.4%	31.0%	35.5% (12/31/26)	↑	4.5%
Tree stocking rate ⁴	84.6%	84.6%	85.4% (6/30/26)	→	0.0%
Percentage of pavement in good or better condition	37.5%	38.6%	40.0% (6/30/28)	↓	-2.8%

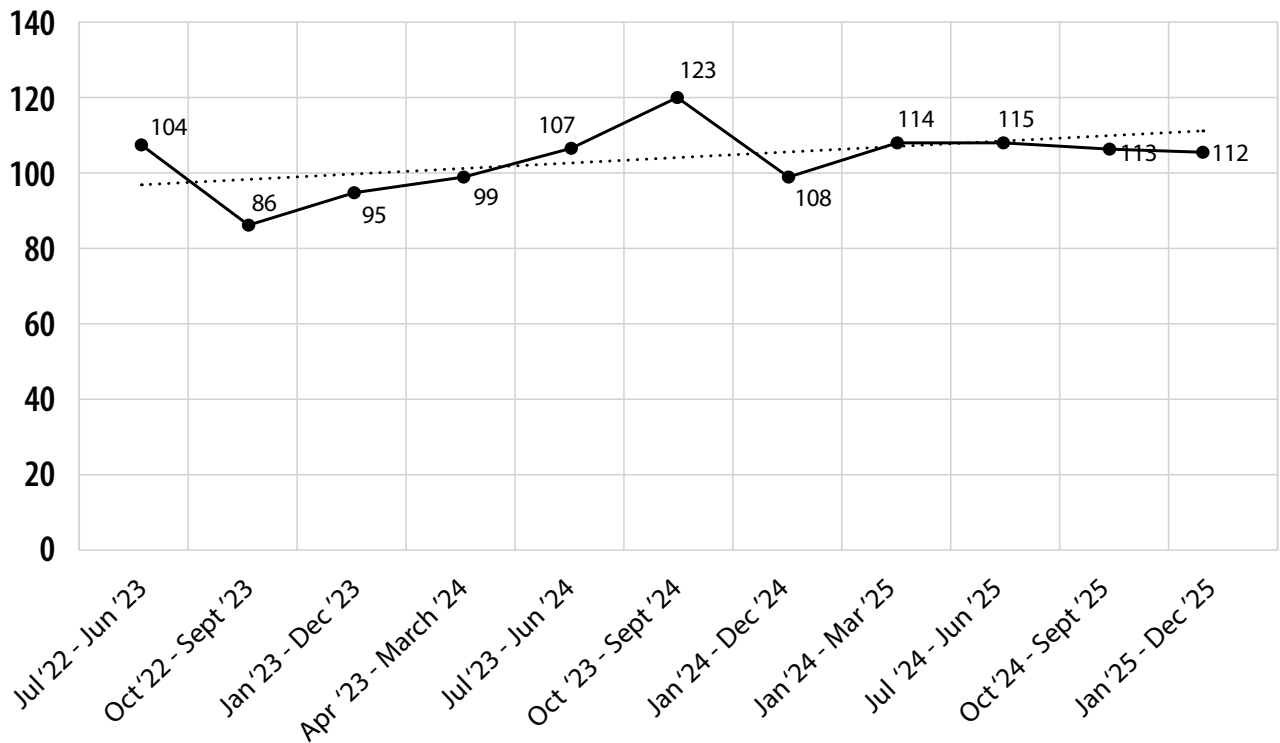
1. Value is based on Traffic Collision Report data that Public Works received from the CHP for unincorporated County roadways. Data set compiled from Los Angeles County Public Works' Collision Database, exported 12/24/25.

2. Value represents 2024 data published on 12/22/25 by American Community Survey through the United States Census Bureau, which is populated on a calendar basis (January through December) for all of Los Angeles County (not just unincorporated communities).

3. Previous values of the number of safety improvements reported may change as project completion dates are reported.

4. Reflecting Transportation CSA's commitment to urban forestry, tree stocking rate represents the percentage of available planting spaces that are currently filled with trees, compared to the total number of spaces verified to be in alignment with the minimum tree spacing requirements.

Total Traffic Fatalities County-maintained Roadways



Los Angeles County Public Works Traffic Collision Database (Exported 12/24/2025)

KEY TAKEAWAYS

- Total traffic fatalities from January 2025 to December 2025 increased from a one-year period between January 2024 to December 2024 (i.e., 108 deaths between 1/1/2024 and 12/31/2024 compared with 112 deaths between 1/1/2025 and 12/31/2025).
- The percentage of County residents using alternate methods of mobility increased from 9.1% in 2023 to 9.2% in 2024 (most current available data).
- There was a slight dip in the percentage of pavement in good or better condition during this quarter; however, it has increased from 33.0% to 37.5% since the Business Plan was established in FY 2022-23. Although currently on track to meet the target of 40.0% by 6/30/2028, funding remains a challenge.
- According to data collected from law enforcement, there has been a 75% reduction in street takeover-related calls for service at intersections where infrastructure deterrents have been installed. This has resulted in higher incidents in neighboring areas. Public Works is currently working to expedite expansion of the program to address this.
- Transportation CSA continues to work with the Los Angeles County Sheriff's Department parking enforcement detail to enhance services provided to the communities. This partnership has been well-received by the communities.
- Transportation CSA continues to work with Federal administrators to secure agreements for funding awarded through the Bipartisan Infrastructure Law.
- Transportation CSA continues outreach to various communities Countywide to inform them about the nonconforming vehicle ordinance and their potential future inclusion within its boundaries.

Environmental Services

"People in Los Angeles County are thriving in a safe, clean, and sustainable environment."



2024 Waste Generation in Unincorporated County:

- Population: **1 million**
- Waste generation: **2.7 million tons**
- Equivalent to **15 pounds per person per day**

2024 Waste Disposal in Unincorporated County:

- **0.84 million tons** disposed in landfills
- Equivalent to **4.6 pounds per person per day**



MAJOR PROGRAMS/SERVICES

Public Works is the lead County agency responsible for advising the Board of Supervisors on waste management issues and manages numerous Countywide, regional, and unincorporated area programs that monitor, regulate, and manage the collection, treatment, and disposal of solid and hazardous waste.

Los Angeles County has the most complex solid-waste management system in the nation, comprised of 10 municipal solid waste landfills, 9 inert-waste landfills, over 70 materials recovery, transfer/processing and organic waste management facilities, and over 100 permitted waste haulers.

Public Works also manages, operates, and maintains sewer infrastructure comprised of sewer lines, sewage pumps, and wastewater control treatment plants within the Consolidated Sewer Maintenance and the Marina Sewer Maintenance Districts, providing services to over 2 million people within the County unincorporated communities and 38 cities. The Environmental Services Core Service Area is also responsible for Public Works' fleet, which includes on- and off-road vehicles and equipment.

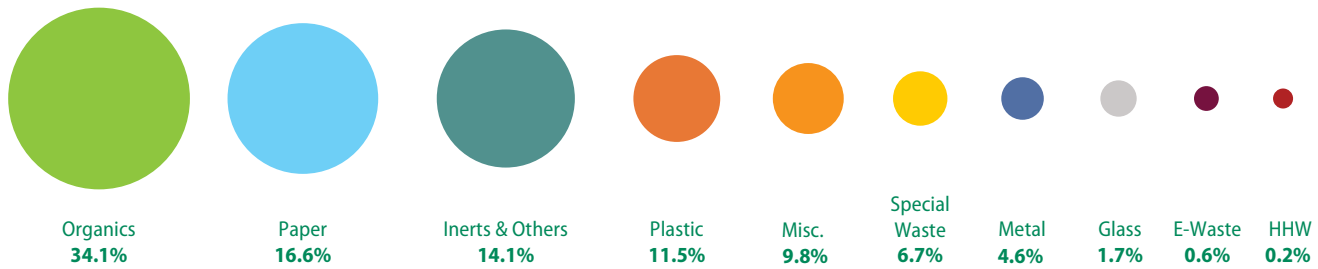
Waste Collection and Disposal

Public Works provides trash collection and recycling services for approximately 1 million unincorporated area residents and nearly 20,000 businesses through comprehensive waste collection franchises and Garbage Disposal District systems. In the Antelope Valley and Acton/Agua Dulce, residential trash collection services are provided to approximately 100,000 residents through an open-market system. Each year, Los Angeles County unincorporated area residents and businesses generate nearly 2.7 million tons of solid waste; approximately 0.9 million tons of which are disposed at landfills.

Waste Diversion Programs

On September 13, 2022, the Board of Supervisors unanimously adopted the Los Angeles County Zero Waste Plan which is an update to the 2014 Roadmap to a Sustainable Waste Management Future. The Zero Waste Plan lays out a general framework for the strategies and initiatives that the County can implement to decrease reliance on landfills by maximizing the recovery of products, materials, and energy from waste that would otherwise be disposed. The Plan includes disposal reduction targets to achieve 95 percent waste diversion by 2045.

Components of Waste Stream



Public Works manages numerous County unincorporated areas and Countywide solid waste reduction and recycling programs, a few of which include the Household Hazardous (HHW) and Electronic Waste (E-Waste) Management, Environmental Education & School Outreach, Smart Gardening, Construction & Demolition Debris Recycling, and Food Donation Recovery and Outreach Program (Food DROP) Programs.

Sewer Maintenance Infrastructure

The sewer infrastructure, maintained by Public Works, includes 4,630 miles of sanitary sewers, 87 pump stations, and 4 wastewater treatment plants.

Public Works' sewer maintenance staff has a goal to inspect 500 miles of sewer infrastructure each year via a Closed-Circuit Television (CCTV) program to improve system maintenance by early identification and repair of blocked/deteriorated sewer lines. The outcome of this inspection program is a reduction of overflow events and assurance of continuous uninterrupted sanitary sewer service.

Public Works Fleet

The Public Works fleet includes nearly 3,000 pieces of on- and off-road vehicles and equipment. To support the mission of preserving sustainable and safe communities, gasoline and diesel equipment will be replaced with cleaner burning alternative fuels and zero-emission vehicles.

6,801 tons

Household Hazardous Waste/E-Waste Collected FY 2024-25

42,031 gallons

Used-motor oil collected at
County used-motor oil permanent centers
FY 2024-25

14.8 tons

Batteries collected at
designated County Libraries
FY 2024-25

2024 Solid Waste Quantities in Los Angeles County

Generation = Diversion + Disposal



Amount of trash generated

**30.8 million
tons per year**



Amount of trash diverted

**20.0 million
tons per year**



Amount of trash disposed

**10.8 million
tons per year**



Food Donation Event

KEY ISSUES/CHALLENGES

- The sustainable management of the 30.8 million tons of solid waste generated by residents and businesses per year is a major challenge, as well as ensuring adequate disposal capacity for the waste that cannot be recycled or otherwise diverted.
- Los Angeles County landfills have about 6.60 million tons of permitted annual capacity available for waste disposal. This figure represents the total tons of permitted capacity at in-county landfills capable of receiving waste from unincorporated areas but does not include landfills that have watershed restrictions such as Scholl Canyon, Burbank, and Savage Canyon Landfills. It also excludes capacity available at landfills outside of Los Angeles County, which are critical for managing the 47% of LA County waste that is exported.
- Assembly Bill 845 prohibits privately owned landfills from restricting or limiting the acceptance of waste based on its place of origin. This means they cannot refuse or limit waste simply because it comes from a specific city or area. As a result, there is no guarantee that the available landfill capacity will be reserved exclusively for waste from unincorporated areas.
- Waste disposed at landfills is also a major source of greenhouse gases that contributes to climate change.
- Increasing regulations and the communities' demand for equitable, environmentally conscious, and economical solid waste management systems challenge our ability to meet customer expectations.
- China's National Sword Policy, which was announced in 2017 and took effect in 2018, has created challenges for California's recycling markets by restricting the import of recyclable materials such as low-grade plastics, unsorted mixed paper, and scrap metals.
- Ensuring Los Angeles County has adequate organic waste management infrastructure to comply with the organic waste landfill disposal reduction requirements of Senate Bill 1383 (SB 1383).
- Industrial waste discharges and the underground storage of hazardous materials, if not properly

managed, can lead to surface and groundwater contamination, which impacts health and safety and the environment.

- Ensuring the sewer system is sustainable through risk-based condition assessment of the infrastructure reduces sanitary sewer overflows and provides reliable sewer services at an affordable cost.
- Aging infrastructure and varying regional management practices have reduced the effectiveness and reliability of the sewer infrastructure.
- Implementing policies and practices to reduce our carbon fuel footprint is key to support cleaner, healthier communities.

STRATEGIES

- **Support Development of Regional Infrastructure for Organic Waste Diversion**
 - Utilize InfrastructureLA and the Solid Waste and Recycling Management Subcommittee (SWARM) to discuss regional issues related to infrastructure and engage local leaders to specifically discuss current challenges surrounding sustainable waste management in Los Angeles County.
 - Prioritize recycling organic waste and developing new organic waste recycling infrastructure capacity to convert organic waste into valuable products such as renewable energy, renewable fuels, and soil amendments.
 - Implement organic waste collection for all residents and businesses in all County unincorporated communities.
 - Leverage and secure funding to develop the required organic waste processing infrastructure for jurisdictions to comply with the requirements of SB 1383.
- **Ensure Adequate Disposal Capacity for Unincorporated Area Waste Including Disaster Related Debris**
 - Encourage, promote, and support the development of conversion technologies as alternatives to landfills.
 - Cultivate strategic relationships with landfill operators and regulatory agencies to expeditiously enact emergency waivers to temporarily increase disposal tonnages at local landfills, as well as processes, such as waste-characterization procedures in place, to readily accept fire debris as needs arise.
- **Keep Unincorporated County Communities Clean**
 - Implement Strategies and Initiatives in the County's Zero Waste Plan to decrease reliance on landfills and achieve zero waste by 2045.
 - Continue to operate the Commercial Franchise system to require organic waste recycling and other services to increase recycling in the commercial sector.
 - Develop and implement a comprehensive communication plan with multimedia components and robust community engagement and outreach.
 - Establish strong partnerships with local officials and various community-based organizations.
 - Expand Food DROP to assist more businesses in connecting with non-profits to distribute food to those in need.
 - Reduce illegal dumping in County unincorporated area roads, streets, and alleys through collection, education and outreach campaigns, and referrals for enforcement of illegal dumping violations.
 - Ensure the sanitary sewer collection system facilities are properly operated, maintained, and managed to reduce frequency and severity of sanitary sewer overflow events and their potential impacts on public health, safety, and the environment while meeting applicable regulations and laws.
 - Transition Public Works' Fleet to an all-electric fleet to reduce vehicle greenhouse gas emissions.

STRATEGIES STATUS (SECOND QUARTER: OCTOBER–DECEMBER 2025)

Strategy: Support Development of Regional Infrastructure for Organic Waste Diversion

Public Works is pursuing the following actions to support the development of organic waste management infrastructure:

1. Develop a regional roadmap for the development of organic waste management infrastructure.
 - Considering supporting organic waste management facilities in development or proposed by local agencies in the region by providing feedstock and/or procuring end products.
 - Collaborating with local agencies in the region to leverage existing infrastructure and encourage the development of new organic waste management facilities.
 - Evaluating the feasibility of developing community-scale infrastructure such as neighborhood compost hubs for residential food and green waste.
 - Fostering robust markets for recovered organic waste products, which will encourage regional infrastructure development. Completing two pilot programs to apply hundreds of tons of compost in unincorporated County and at an LA County Parks and Recreation facility to evaluate impacts on soil erosion and soil health. Additional pilot programs for unincorporated County and County facilities are in development.
2. Identify locations to site new infrastructure and expand existing material processing facilities' ability to incorporate organic waste processing and conversion technologies.
 - Completed preliminary feasibility analysis of 13 closed landfill sites. Identified three closed landfill sites for further analysis, which showed that two have existing uses that preclude development of organic waste processing infrastructure. A detailed evaluation of the remaining site is in progress.
 - Finalized Countywide siting analysis, which identified 138 stand-alone parcels for potential development. A detailed evaluation of these parcels, beginning with identifying site ownership, is in progress.
 - A plan to engage private infrastructure developers to explore feasible concepts for potential organic waste processing projects is in development.
3. Ensure organic waste collection service is successfully implemented within all unincorporated communities.
 - Most residential customers in County unincorporated areas have organic waste collection service wherein a specific receptacle is provided for purposes of separately collecting organic waste, such as green waste and food waste, to be beneficially repurposed rather than disposed of in landfills.
 - Taking necessary steps to develop a new waste collection system in North County.
 - Monitored implementation to ensure proper source separation of waste materials.
 - Continued the site visits and outreach for all commercial customers.
4. Expand the Food Donation and Recovery Outreach Program (Food DROP).
 - Continued to monitor SB 1383 food recovery compliance with over 100 Tier One and Tier Two Edible Food generators. Conducted site visits to 10 unresponsive Tier Two Edible Food generators, including restaurants, health facilities, hotels, and school districts, to track their compliance status on edible food recovery and requested a copy of the food donation agreement where applicable.
 - Continued to maintain communication with food recovery agencies in County Unincorporated Communities to ensure compliance with SB 1383. This involved keeping detailed records of food recovery activities, evaluating the agencies' needs for edible food recovery, and compiling a list of essential procurement items for food recovery equipment by utilizing \$250,000 of the CalRecycle Local Assistance Fund to assist these agencies in increasing their food recovery capacities. FightFoodWasteLA.com provides information and resources on food waste reduction and organic waste recycling to County residents and businesses. Since the launch of a Google Ads Campaign in August 2023 to promote FightFoodWasteLA.com, the website has attracted over 86,206,000 active users through the end of December 2025.

5. Implement a strong, comprehensive organic waste communication plan. Continued to implement strategies to educate residents and local officials, and support collaboration to manage organic waste in the region. Provided educational information and resources via FightFoodWasteLA.com, CleanLA.com, social media platforms, and print materials.
6. Seek feedback from the community on awareness of and participation in organic waste management.
 - Continued to distribute surveys to gather customer satisfaction feedback on current waste and recycling services, including organic waste management. Surveys were available on postcards, newsletters, and social media.

Strategy: Ensure Adequate Disposal Capacity for Unincorporated Area Waste Including Disaster Related Debris

1. Established LA Fixit Clinic events to teach residents how to repair and reuse items to help divert material from ending up in landfills.
 - Public Works sponsored five fixit clinic events and provided marketing, volunteer recruitment, and/or in-person assistance at four repair clinic events in collaboration with other local agencies and non-profit organizations.
 - Public Works executed a memorandum of understanding with the County Library to facilitate the scheduling and hosting of future events at locations throughout the County. Public Works hosted an event at the Rosemead Library on December 13, 2025. County Library staff attended to promote the Tool Lending Library, which provides the community with opportunities to check out tools, musical instruments, sewing machines, baking pans, and more at no cost.
2. Explore long term agreements with local jurisdictions and disposal facility operators to guarantee disposal capacity for disaster debris.

Strategy: Keep Unincorporated County Communities Clean

Public Works is taking action to keep Unincorporated County communities clean, provide efficient and high-quality waste collection, and advance the Zero Waste Plan. The following efforts help address the impact of greenhouse gas emissions from organic waste and the Public Works fleet, as well as mitigate sanitary sewer spills, thereby ensuring the health and safety of our customers and the environment:

1. Reduce illegal dumping in County unincorporated areas roads, streets, and alleys.
 - Continued removal of illegally dumped waste by contract haulers and Public Works crews.
 - Continued outreach to promote proper disposal options, which help prevent illegal dumping.
 - Held community curbside cleanups for convenient disposal of unlimited trash and bulky items.
 - Held two tire collection events, collecting 182.92 tons (equivalent to 18,292 passenger tires).
 - Held three mattress collection events, collecting 279 units of mattresses and box springs.
 - Continued implementation of the County's Single-Use Plastics Ordinance, including developing implementation guidelines and a waiver process. Implementing a community outreach plan and developing a digital campaign to raise awareness and provide information on the ordinance to residents, businesses, sustainability-focused organizations, and policymakers. Preparing outreach materials for retail facilities and gathering contact information for covered retail establishments in unincorporated Los Angeles County.
 - Procuring compliant foodware samples and coordinating with the Department of Economic Opportunity to provide the foodware samples to food facilities.

- Visiting food facilities within County operations to provide outreach and assess progress in ordinance implementation.
2. Educated approximately 23,474 students through the Countywide Environmental Defenders Program (TK-5th grade) with approximately 77 Countywide live in-person assembly presentations focusing on the Four Rs (Reduce, Reuse, Recycle, and Rethink), Household Hazardous Waste and Electronic Waste, Stormwater Pollution Prevention, Water Conservation, and organic waste. Due to the summer break, schools were not in session for a portion of this reporting period.
 3. Through the Countywide Generation Earth (GE) Program (6th-12th grade), 127 environmental service-learning projects were conducted from 49 schools Countywide directly impacting more than 3,300 students from October through December 2025.
 - On October 25, 2025, GE hosted one session of the, Taking Action for a Greener Los Angeles County Workshop, which explored how urban forests mitigate urban heat, support mental health, and promote sustainability using native plants, water conservation, and wildfire resilience. Six participants attended the workshop.
 4. Community Outreach and Education
 - Public Works attended 18 community outreach events to provide residents with education and resources on sustainability programs, including organic waste management.
 - Public Works hosted eight community meetings to provide unincorporated residents with updates about their waste hauling services and information to increase source separation and organic waste recycling.
 - Public Works successfully delivered various outreach campaigns promoting sustainability including proper disposal of food waste, reaching millions of residents across Los Angeles County through radio, digital, outdoor, and live-event platforms:
 - Audacy Media “1-Thing” Initiative: Partnered with Audacy’s widely recognized “1-Thing” initiative, which highlights simple actions individuals can take to protect the planet. Public Works’ “1-Thing” focused on food waste recycling and was promoted through radio spots on two of the County’s top-rated stations (The Wave and K-Earth 101), along with geo-targeted email blasts to Audacy subscribers. The campaign generated nearly 8 million impressions.
 - Countywide Outdoor Advertising Campaign: A large-scale outdoor advertising effort reinforced food waste recycling and promoted the green bin as the proper receptacle for food scraps. The campaign included 65 static billboards, 10 digital freeway-adjacent billboards, and 145 bus tail ads, achieving more than 80 million impressions across the County.
 - Holiday-Themed iHeart Media Campaign: In partnership with iHeart Media and KOST 103.5, launched a holiday-themed campaign delivering timely food waste recycling tips tailored to the holiday season. The campaign combined radio spots, social media engagement, and an interactive survey-based contest, resulting in nearly 10 million impressions.
 - iHeart Media/KIIS FM Jingle Ball Sponsorship: Sponsored the iHeart/KIIS FM Jingle Ball Concert, leveraging a comprehensive media campaign that included radio spots, social media engagement, and on-site promotions. Food waste recycling messaging directly reached approximately 4,000 pre-concert event attendees and 16,000 concertgoers, in addition to generating nearly 4 million impressions through radio and social media placements.
 - Spanish-language campaign: Promoting food waste recycling. The campaign includes radio spots on two major Spanish-language stations, and static digital advertisements in both English and Spanish that will be displayed on up to 8,200 monitors located in taxi and rideshare vehicles, transit hubs, and at grocery store checkout counters across the County. Running through December 2025, the campaign is projected to generate nearly 6 million impressions.
 - iHeart Media and Dodgers Foundation: Completed two multi-platform public outreach campaigns to promote the importance of recycling beverage containers and to provide resources for preventing and reporting illegal dumping. Although the campaigns began in March and July (respectively) and were scheduled to conclude at the end of the baseball season in September, messaging continued through mid-October during the Dodgers’ postseason and World Series run, as an added value. The combined reach of both campaigns equals nearly 84 million impressions, approximately 14 million more than originally projected.

5. Worked with 14 County authorized haulers to distribute hauler newsletter to 4,459 businesses, 1,222 multi-family complexes, and 6,193 single family properties with dumpsters in County unincorporated communities to provide information and resources on waste reduction practices, proper source separation to increase recycling, and the importance of food waste collection
6. Provided residents with convenient, safe, and legal means to properly manage their HHW/E-Waste.
 - Provided 10 temporary and 9 permanent collection events.
 - Encouraged source reduction, alternatives to HHW, and promoted the HHW Reuse Centers.
 - Provided outreach and education, including geotargeting, about available disposal options available for used motor oil and oil filters, sharps, and household batteries.
 - Continued to promote curbside collection of E-Waste and the mail-in program for sharps available to residents in County unincorporated communities.
7. Secure funding to educate communities on how to manage organic waste.
 - Received approximately \$2.5 million in local assistance grant funds from CalRecycle, originally to be utilized by April 2026. The grant term has since been extended to November 2026. Public Works will be utilizing the funds to procure large-scale multilingual media campaigns. Funds will also be utilized to purchase equipment and enhance the Food DROP program
8. Reduced frequency and severity of sanitary sewer overflow events.
 - Completed sewer repair projects in the Unincorporated Communities of Hacienda Heights (3) and Stevenson Ranch (1); and in the Cities of Rancho Palos Verdes (3) and Rolling Hills Estates (1). Also completed repair and maintenance work at various pump stations in the City of Diamond Bar.
9. Transition of Public Works' Fleet to an all-electric fleet.
 - Public Works currently has 84 on-road electric vehicles in its fleet.
 - There are 35 electric pickup trucks and one electric van in the fleet. In this quarter, a purchase order was issued for 35 additional EV pickup trucks.



RESULTS-BASED ACCOUNTABILITY: SUMMARY

Population Accountability

Population Outcome: People in Los Angeles County are thriving in a safe, clean, and sustainable environment.				
Population Indicators	Current Value	Current Reporting Period	Previous Value	Previous Reporting Period
Tons of waste disposed in landfills	2,959,165	Jan - Mar 2025*	2,599,556	Oct – Dec 2024
Reports of illegal dumping in LA County	2,969**	Oct – Dec 2025	4,139	Jul – Sept 2025
Tons of greenhouse gas emissions in LA County	5.2 Million MTCO2E	2018***	5.2 Million MTCO2E	2018
Number of health advisory warnings and closures for lakes, rivers, and beaches annually in Los Angeles County due to sewage spills	0****	Jul - Oct 2025	0	Jul – Sept 2025

* Reports on the tons of waste disposed in landfills are generally available six months after the reporting period.
 **Reports of illegal dumping are for October and November with an estimate for December.
 *** The 2045 Climate Action Plan estimated that GHG emissions generated by community activities in unincorporated Los Angeles County in 2018 (the most recent inventory completed) were approximately 5.2 million metric tons of carbon dioxide equivalent (MTCO2e). This indicator will be updated the next time the Climate Action Plan is updated.
 **** This is actual data from July to October 2025.



FixIt Clinic at Valencia Library

Performance Accountability

Strategy 1: Support Development of Regional Infrastructure for Organic Waste Diversion					
Performance Measures (October – December 2025)	Current Actual Value	Previous Period	Current Target Value	Current Trend	Baseline % Change
Number of organic waste processing facilities	65	N/A	100	N/A	N/A
Tons of organic waste collected quarterly	27,243*	25,541*	54,528	↑	6.66%
Grants/funding secured for organic waste processing infrastructure	0	0	2	→	0%

* Tons of organic waste collected for October with a projection of 8,740 for November and for December.

Strategy 2: Ensure Adequate Disposal Capacity for Unincorporated Area Waste Including Disaster Related Debris

Performance Measures (October – December 2025)	Current Actual Value	Previous Period	Current Target Value	Current Trend	Baseline % Change
Tons of available capacity of landfills in Los Angeles County capable of taking material from unincorporated areas	6.60 million*	N/A	10.77 million**	N/A	N/A
Conversion technology facilities planned/built	0	N/A	1	N/A	N/A

*This value represents the total annual permitted capacity at in-County landfills capable of receiving waste from unincorporated areas. This does not include landfills that have washed restrictions such as Scholl Canyon, Burbank, and Savage Canyon Landfills. Permitted tonnage limitations do not apply to disaster debris.

**This value represents the total annual Countywide disposal (including 0.85 million tons from Unincorporated Area). Disaster debris tonnage varies annually and is not currently reflected in the “Current Target Value.”

Strategy 3: Keep Unincorporated County Communities Clean

Performance Measures (October – December 2025)	Current Actual Value	Previous Value	Current Target Value	Current Trend	Baseline % Change
County Unincorporated Area diversion rate for 2024	70%*	67%	80%	↑	4.48%
Tons of illegal dumping collected quarterly	3,082**	3,072	4,238	↑	0.33%
Number of customer complaints quarterly	3,703***	3,711	7,332	↓	0.22%
Customer experience rating	3.10	3.64	3.0	↓	14.84%
Tons of GHG emissions reduced annually for waste diversion	585,229*	572,802	626,607	↑	2.17%
Number of zero emission compliant vehicles purchased	37****	N/A	1,855	N/A	N/A
Number of sewer repair/replacement projects	8	N/A	6	N/A	N/A

* Updated once a year.

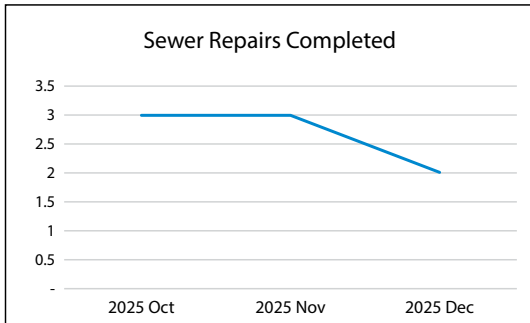
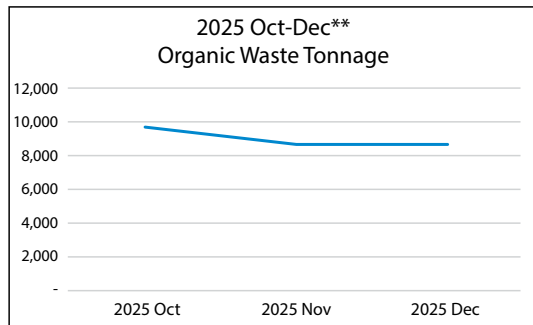
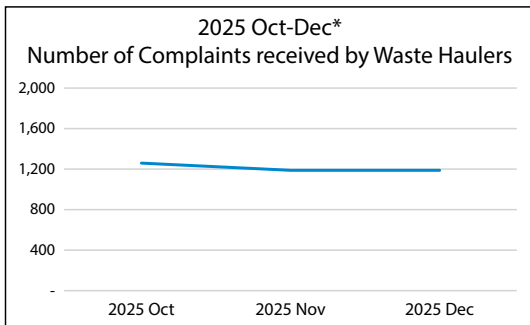
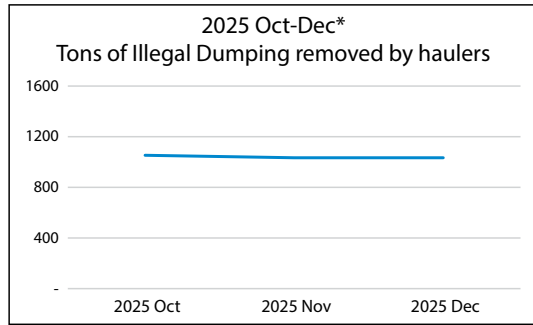
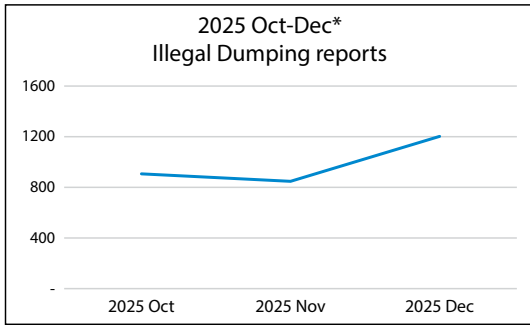
**Illegal dumping tonnage includes actual data for October with a projection of 2,016 tons for November and December. The previous period was July with a projection of 2,036 tons for August and September.

***Number of customer complaints includes actual data for October and a projection of 2,364 for November and December. The previous period was actual data for July and a projection of 2,326 for August and September.

**** Purchase orders issued; however, vehicles may not be delivered yet.

KEY TAKEAWAYS

The following charts represent a few of the Performance Measures trends for Strategies 1 and 3.



*This is actual data for October and November 2025 with an estimate for December.

**For October 2025, the data reflects actual organic tonnage for Garbage Disposal Districts and Residential Franchises and estimated tonnage for Commercial Franchises. For November and December, all tonnages are estimated.

Construction Management

"Public Works is the Builder of Choice in Los Angeles County."

LA General Medical Center RCV
(Restorative Care Village)



In FY 2025-26

8 new or renovated County building projects completed, valued at nearly \$116.4 million, and within budget

9 infrastructure projects completed, valued at \$62.9 million



MAJOR PROGRAMS/SERVICES

Capital Projects Programs

Public Works' Construction Management Core Service Area provides program/project management services for the County's Capital Projects Program, typically considered vertical infrastructure. This includes the renovation of existing building facilities and the master planning, programming, and construction of new building facilities for many County departments, including Animal Care and Control; Beaches and Harbors; Chief Executive Office; Child Support Services; District Attorney; Fire; Health Services; Justice, Care, and Opportunities; Mental Health; Parks and Recreation; Probation; Public Health; Public Libraries; and Sheriff's.

Currently, Public Works manages approximately 217 active capital projects with a total project value of nearly \$4.1 billion.

Infrastructure Program

Construction Management also manages Public Works' annual Infrastructure Program, typically considered horizontal infrastructure. It provides internal service to Public Works divisions by providing a complete menu of professional project management and construction management services for a wide variety of infrastructure projects, each with unique requirements, schedule constraints, and impacts on the surrounding communities. These services are delivered at the highest level at the most affordable cost by delivering the individual projects in strict accordance with legal, community, and design requirements; providing for the general safety of the public and County staff; and by employing best practices from both the construction and project management industries.

Public Works continues working to be more innovative and cost-efficient for both internal customers and the public. To achieve this, we have created a new division focused on an outcome-based, integrated project delivery system that is customer-oriented, efficient, and effective. This will combine the best practices of infrastructure and capital project delivery to improve overall results.

Currently, Public Works manages 206 active infrastructure projects with a value of over \$2.2 billion.



The County's Homeless Initiative

The Homeless Initiative is designed to generate a coordinated set of County Strategies to reduce homelessness through an intensive, inclusive planning process in six areas: prevention of homelessness, subsidized housing, increased income, case management and support services, creation of a coordinated system, and an increase in affordable housing.

As part of the Homeless Initiative Strategies, Public Works has completed construction of three Restorative Care Village (RCV) projects at the Los Angeles General Medical Center (formerly LAC+USC Medical Center) in Los Angeles, Rancho Los Amigos National Rehabilitation Center in Downey, Olive View Medical Center in Sylmar, and the Behavioral Health Center at the Martin Luther King, Jr. Medical Center. Together, these projects provide a total of 434 transitional housing beds to assist patients with medical, mental health, and substance use disorders. Public Works also recently completed construction of the Los Angeles General Medical Center RCV Phase 4, which provides 32 residential withdrawal management beds and a mental health urgent care. Los Angeles General Medical Center RCV Phase 5, which will provide 96 subacute mental health beds, and is scheduled for completion in Quarter 1 2026-27. A feasibility study was completed for a RCV at the Harbor-UCLA Medical Center, which would include 32 transitional beds and a mental health urgent care. In late 2025, Public Works assisted the Department of Mental Health in pursuing a grant application for state Behavioral Health Continuum of Infrastructure Program (BHCIP) funding in the amount of \$250 million to construct the project. Additionally, in May 2025, Department of Mental Health notified Public Works of their successful award of approximately \$130 million in BHCIP grant funds for an Olive View Continuum of Care project, which will provide 48 additional transitional beds. In Quarter 2 2025-26, Public Works executed the contract with the Design-Build team.

Relative to the Los Angeles County Shelter Crisis Declaration, Public Works, in association with the Board of Supervisors and Chief Executive Office, is also embarking on fast tracking projects to create new homeless shelters and safe parking sites throughout the County. Since 2019, interim housing projects have been completed to house up to 474 residents and providing 148 beds. Additional interim projects in progress can provide up to 800 additional new beds and safe parking for up to 100 vehicles and recreational vehicles. Public Works also continues to support the Chief Executive Office with jurisdictional approval assistance and design and construction monitoring for Project Homekeys 1.0, 2.0, and 3.0, where the California Department of Housing and Community Development has funded County partnerships with local nonprofit organizations to acquire and convert motels into interim housing and permanent supportive housing for Los Angeles County residents experiencing homelessness. Project Homekey has delivered nearly 801 units to date, with another 1,296 units currently in development.

The County has also worked with the State of California to identify unused or underutilized buildings on approximately 10 acres at the Metropolitan State Hospital campus in Norwalk that the County will renovate and transform into a continuum of housing and treatment options for people with mental health challenges – the proposed Los Angeles County Care Community. Phase 1 of the project will provide approximately 152 beds: two 16-bed Psychiatric Subacute facilities, one 70-bed Transitional Aged Youth (TAY) Interim Housing facility, and two 25-bed Permanent Supportive Housing (PSH) facilities surrounded by outdoor greenspace promoting a healing environment. Grant funding for Phase 2 of the project is currently being explored which will expand the Los Angeles County Care Community by two buildings, adding one 16-bed Mental Health Rehabilitation Center, and 32 Psychiatric Health beds for a total of 200 beds at the Los Angeles County Care Community.

423
total active capital and
infrastructure projects
with a project value
of approximately
\$6.3 billion



Hilda L. Solis Aquatic Center

KEY ISSUES/CHALLENGES

- **Project Management Delivery**
Keeping in-line with project control technology and trends allows Public Works to foster a competitive edge and collaborate more efficiently with the private industry. Utilizing technology and project delivery methods that are on-par with our contractors helps to improve process efficiencies, resulting in lower costs, time savings, and improvement in customer and stakeholder satisfaction demands.
- **Addressing Broad Scope of Client Needs**
All County departments provide specific services and have unique needs while each Supervisorial District has different priorities that best serve their constituents. Public Works must be able to proactively respond and quickly adapt to changing customer demands.
- **Aging Buildings and Infrastructure**
 - Ensuring processes are in place to allow Public Works to carry out the evaluation and repair or replacement of buildings and infrastructure that have outlived their useful lifespan.
 - Ensuring sufficient staff and resources are available to carry out projects funded through the recently approved Federal and State legislative bills.

STRATEGIES

- **Improve Organizational Effectiveness**
 - Prioritize streamlining processes and implementing organizational improvements to ensure that projects are delivered within scope, schedule and budget.
 - Implementing a new Project Management Information System will play a major role in process improvements.
- **Improve Client Relations**
 - Enhance customers' understanding of the infrastructure development process and the roles and responsibilities of other stakeholders, including the part of the customer.
 - Develop project delivery playbooks and capital project delivery road maps for both vertical and horizontal infrastructure projects.
 - Conduct customer experience surveys and meetings with client departments to understand their perspective of successes and challenges to improve project management practices.

STRATEGIES STATUS (SECOND QUARTER: OCTOBER–DECEMBER 2025)

Strategy: Improve Organizational Effectiveness

1. Based on Public Works' review of its current project delivery approaches, a Project Controls Group was formed to provide support to infrastructure projects by providing cutting-edge project scheduling, information gathering, tracking, and reporting. This quarter, the group continued to focus on improving portfolio data accuracy and reporting available for different Enterprise users.
2. On March 20, 2025, Public Works released the Request for Proposal (RFP) for the new Project Management Information System (PMIS), which includes more detailed and explicit requirements for the County's business. The PMIS is to provide an integrated program and project management function for the Construction Management Branch. Potential vendors submitted their bid for proposal for the RFP on June 30, 2025. The evaluation of the proposal submitted by the potential vendors is currently ongoing.
3. Public Works has deployed an outcome based integrated infrastructure project delivery model that has standardized processes, procedures, tools, and technologies. This system, when fully stabilized, will optimize processes, be customer-oriented, and be more efficient, effective, and innovative. This quarter, stabilization efforts continued to improve delivery system processes, procedures, tools, and technologies deployed to all infrastructure projects within the Enterprise portfolio.
4. Public Works continues to pursue legislation to improve operational effectiveness. In 2022, the County gained increased change order authority for up to seven projects through the end of 2026. Public Works is currently working with legislators on new legislation that would remove the seven-project cap and sunset date. Additionally, in 2024, the County gained authority for the use of Progressive Design-Build (PDB) delivery for up to 10 projects through the end of 2029. Currently Public Works is soliciting the County's first PDB project. In 2028, Public Works will pursue legislation to remove the 10-project cap and sunset date.
5. Public Works has implemented Lessons Learned training for their Project Managers. As of Quarter 2 2025-26, the first three training sessions had been conducted.

Strategy: Improve Client Relations

1. Public Works will continue conducting a Customer Experience Survey for its County Department and Public Works Division customers annually. The survey for Fiscal Year 2025-26 indicated an 82 percent rating of good or above. Construction Management Core Service Area representatives are meeting with any of those clients providing less than good rating to ensure expectations are aligned and communicate any updates.
2. The Capital Project delivery playbook is being updated to account for the latest legislation, delivery methods, and statistics with the other Builders of the County.

RESULTS-BASED ACCOUNTABILITY: SUMMARY

Population Accountability

Population Outcome: Public Works is the Builder of Choice in Los Angeles County.				
Population Indicators	Current Value	Current Reporting Period	Previous Value	Previous Reporting Period
Percentage of vertical infrastructure projects delivered within scope, as expressed by: A) Percent of change orders executed on new construction projects within 10%	100% (5 of 5)	10/1/25 – 12/31/25	N/A (0 of 0)	7/1/25 – 9/30/25
Percentage of vertical infrastructure projects delivered within scope, as expressed by: B) Percent of change orders executed on renovation/refurbishment projects within 15%	100% (2 of 2)	10/1/25 – 12/31/25	0% (0 of 1)	7/1/25 – 9/30/25
Percentage of vertical infrastructure projects delivered within 3 months of schedule	100% (7 of 7)	10/1/25 – 12/31/25	100% (1 of 1)	7/1/25 – 9/30/25
Percentage of vertical infrastructure projects delivered within budget	100% (7 of 7)	10/1/25 – 12/31/25	100% (1 of 1)	7/1/25 – 9/30/25
Percentage of horizontal infrastructure projects delivered within scope, as expressed by percent of change orders executed on projects within 15%	80% (4 of 5)	10/1/25 – 12/31/25	100% (4 of 4)	7/1/25 – 9/30/25
Percentage of horizontal infrastructure projects delivered within schedule	20% (1 of 5)	10/1/25 – 12/31/25	50% (2 of 4)	7/1/25 – 9/30/25
Percentage of horizontal infrastructure projects delivered within budget	20% (1 of 5)	10/1/25 – 12/31/25	50% (2 of 4)	7/1/25 – 9/30/25

* Please refer to Key Takeaways on next page

Performance Accountability

Strategy 1: Improve Organizational Effectiveness					
Performance Measures (October – December 2025)	Current Value	Previous Value	Current Target Value	Current Trend	Baseline % Change
Percentage of vertical infrastructure projects with soft cost below 30% *	86% (6 of 7)	0% (0 of 1)	80%	↑	N/A
Percentage of vertical infrastructure projects with bids/proposals within 10% of final cost estimates	50% (1 of 2)	N/A (0 of 0)	80%	↑	N/A
Percentage of horizontal infrastructure projects with soft cost below 30% *	100% (4 of 4)	100% (4 of 4)	80%	→	0%
Percentage of horizontal projects with bids/proposals within 15% of final cost estimates	36% (4 of 11)	75% (3 of 4)	80%	↓	-52%


* Please refer to Key Takeaways below

Strategy 2: Improve Client Relations					
Performance Measures (October – December 2025)	Current Value	Previous Value	Current Target Value	Current Trend	Baseline % Change
Percentage of Customer satisfaction rating above "Good" *	82%	83%	90%	↓	-1.2%*

* Please refer to Key Takeaways below

KEY TAKEAWAYS

- Overall, baseline data shows that our Core Service Area is excelling in some areas while other areas have opportunities for improvement.
- Horizontal infrastructure projects not delivered within 3 months of schedule were delayed due to unforeseen project site conditions and contractor issues outside of Public Works' control.
- Soft cost data for horizontal infrastructure projects is still being refined and going through quality assurance review to ensure that data related to Transportation and Water projects is accurate.
- Horizontal infrastructure project data reported for the Fiscal Year quarter are for projects that have completed the lifecycle within that quarter and excludes Job Order Contract and On-Call Work Orders, or projects authorized via Board Motion.
- Public Works issued the Customer Experience Survey to their County Department and Public Works Divisions customers in Fiscal Year 2025-26, Quarter 1; and the survey indicated an 82 percent rating of good or above.



Public Contracting and Asset Management

"Communities benefit from resilient infrastructure and economic development."





MAJOR PROGRAMS/SERVICES

The Public Contracting and Asset Management (PCAM) Business Area is an internal-serving group that focuses on providing technical support services to the Enterprise. Our goal is to make Public Works a center of excellence for modern infrastructure design, technical services, asset and property management, mapping services, and public contracting.

Public Works serves the largest and most diverse county in the nation. This comes with inherent challenges as we strive to design, build, and maintain the infrastructure needed to provide essential services to the communities we serve. PCAM views this as an opportunity to showcase the quality support services we provide, which are critical to position Public Works as the most trusted public agency in the region.

To be an industry leader and fulfill our duty to the public, the Business Area must continue to adapt and adopt emerging trends and technologies; ensure staff receive the training and support needed to refine and expand their skills; and build and strengthen relationships with other Public Works Business Areas, partner agencies, and public stakeholders.

Center of Excellence

This strategy aims to encourage PCAM to leverage Public Works' public, private, and academic resources to design more innovative and resilient infrastructure to meet the needs of the communities we serve; increase our internal and external customers' satisfaction with the technical services we provide; and to ensure the Agency has a highly skilled workforce capable of developing and delivering modern infrastructure that meets the needs of the communities we serve. PCAM's ability to deliver services on time and on budget is critical for the Agency to deliver the modern infrastructure needed to provide essential services to our communities. Delays in the completion of design and procurement of contracts, surveys, and technical reports, lead to delays in a project schedule, which result in higher construction costs that reduce the available funding for projects.

As part of leveraging academic resources, PCAM will begin the process of American Public Works Association (APWA) Accreditation for Public Works. This stringent accreditation process will be a multi-year effort that will include reviewing and centralizing the Agency's policies and procedures.



Organizational Efficiency

This strategy aims to increase our internal and external customers' satisfaction with the technical services we provide, and to ensure the Agency has a highly skilled workforce capable of developing and delivering modern infrastructure that meets the needs of the communities we serve. PCAM will create new tools or systems to ensure accurate service delivery and/or improve efficiency. The Agency's success starts at home. Thus, PCAM will ensure proper facility upgrades and preventative maintenance work is completed, allowing our workforce to strive in a safe and up-to-date environment while providing crucial services to the communities we serve.

By creating a culture where ongoing learning and skill development is encouraged, PCAM will ensure the Agency retains staff and the expertise required to meet the current and future challenges our infrastructure faces due to the impacts of climate change. Recruiting the necessary talent may require the Agency to invest more resources by "casting a wider net" to seek highly qualified candidates or establishing more competitive compensation for hard-to-recruit positions.

Equity in Contracting and Hiring

This strategy supports the County's continued commitment to equity in public contracting and local job creation. PCAM supports these goals by ensuring the construction contracts we solicit and administer comply with mandatory Local and Targeted Worker Hiring Policy goals and by conducting outreach and providing support to historically underutilized businesses to help them contract with the County. We are also dedicated to fulfilling all the Agency's contracting needs in an efficient and timely manner. PCAM will work diligently to promote economic growth for Los Angeles County by contracting locally and increasing job opportunities for County residents.

Financial Health

This strategy focuses on ensuring the financial health of Public Works. PCAM supports this strategy by ensuring that projects are completed on time and within budget. By utilizing new tools and systems, we will ensure that projects are tracked for efficiency, which leads to timely completion.

2nd Quarter FY 2025-26

(All Districts)

Contracts Awarded:



Over

\$325M

Over

\$32M

To Small Businesses

Local Wages:

\$109,967,074

Public Works maintains

156

County-owned field facilities. This quarter, technical and trades staff completed over 450 work orders for maintenance, repairs, and special projects.



KEY ISSUES/CHALLENGES

- Providing ongoing training and education opportunities to the large and diverse Public Works technical staff.
- Competing with outside service providers and increasing in-house services through career development and positive customer experience.
- Recruiting and retaining licensed professional surveyors due to the statewide shortage.
- Improving competition with other departments and agencies to retain trained staff.
- Managing County-owned facilities that require ongoing maintenance and preservation, while addressing emerging issues related to climate change.
- Implementing mandated initiatives from the Board of Supervisors to advance equity in County contracting; supporting local, small, and underutilized businesses; and promoting regional jobs creation, a need that is continuously compounding and evolving.

STRATEGIES

- **Center of Excellence**
 - Design modern and resilient infrastructure that achieves award level ratings and leverages external resources.
 - Ensure Public Works' policies and procedures are up to date, centralized, and in line with APWA Accreditation standards.
- **Organizational Efficiency**
 - Create new tools or systems that improve efficiency and work products.
 - Support and/or offer certification, education, licensing, and training programs to technical staff.
 - Deliver innovative technical service on time and on budget to increase satisfaction with internal and external customers.
- **Equity in Contracting and Hiring**
 - Commit to the implementation of practices and Board priorities that increase equitable contracting opportunities in the region, while fulfilling all contracting needs for Public Works projects and services.
 - Successfully implement programs to increase employment opportunities for County residents and strengthen the local economy.
- **Financial Health**
 - Ensure that projects are completely on time and on budget.

STRATEGIES STATUS (SECOND QUARTER: OCTOBER–DECEMBER 2025)

Strategy: Center of Excellence

1. PCAM has created a dashboard for functional managers to track budgets, expenditures, and schedules and allow more effective reporting on the efficiency of in-house technical services. The current report includes information on on-time service delivery and on-budget delivery.
2. During this reporting period, staff attended a conference hosted by the County Engineers Association of California (CEAC). In December 2025, staff collaborated with other county surveyors and public works directors to obtain approval by the CEAC Survey Policy Committee and the CEAC Administration to publish the CEAC Survey Monument Preservation Toolkit and CEAC Guide to the Preparation of Records of Survey and Corner Records during the meetings held in San Jose. Staff participated in the monthly League of California Surveying Organization meetings, the Fall California Spatial Reference Center Coordinating Council meeting in October 2025, and the California Land Surveyors Association State Director's Meeting in November 2025, regarding pertinent issues relating to land surveying. Staff attended the American Public Works Annual 2025 PWX Conference in Chicago; and the CEAC Policy Conference in Sacramento. In October 2025, staff attended the Net Zero Conference and American Society of Civil Engineers 2025 Convention, gaining insight into emerging strategies and technologies supporting decarbonization and sustainable infrastructure as well as Artificial Intelligence applications in the future of infrastructure industries. In November 2025, staff participated in the Los Angeles Infrastructure Forum and the Intelligent Transportation Society of California Annual Conference and Exhibition, where they engaged with regional partners on transportation innovation, infrastructure investment, and smart mobility solutions.
3. During this reporting period, Public Works continued implementing Infrastructure Collaborative, an enterprise-wide knowledge sharing program. The program is designed to provide employees with the opportunity to learn about current best practices and explore solutions to common challenges in our work with the goal of enhancing service delivery. The monthly discussion sessions are conducted by subject matter experts within Public Works and are focused along four infrastructure service tracks: Planning, Delivery, Operations & Maintenance, and Funding/Finance. Three sessions were held this period titled: Program/Project Concepts and Feasibility Studies, Customer Service that Excels, and Traffic Signal Maintenance.
4. During this reporting period, Public Works continued the build of the One-Stop Permit Center within the Eaton Fire impact area by installing a public counter, completing related electrical work, and preparing a leased employee parking area. Furniture for the Altadena office has been ordered and is scheduled for delivery and installation during the next quarter.

Strategy: Organizational Efficiency

1. Public Works continues to prioritize the safety, functionality, and sustainability of our facilities. This quarter, we are working on 21 projects across the County.
2. Public Works has identified over 57,780 facility preventative maintenance work orders and projects to be completed in Fiscal Year 2025-26, with 35 percent of those work orders and projects completed in this reporting period.
3. Public Works is committed to enhancing the management of traffic control assets by holding regular meetings and engaging contract cities to share best practices in maintenance and operations. This quarter, Public Works met with the City of South Pasadena to discuss improving responsiveness, enhancing customer experience, and exploring additional services to boost the cities' roadway safety.
4. To enhance its asset management capabilities, PCAM implemented a cutting-edge, GIS-centric asset management program called Trimble Unity (formerly CityWorks). This innovative tool is transforming how the Agency manages its facilities and infrastructure assets. During this reporting period, efforts focused on advancing system implementation, including software testing and preparations for a scheduled Go-Live date in November. As of December 15, 2025, Trimble Unity is active in the Production environment. PCAM is working with staff throughout the enterprise to identify

the most effective approach for expanding usage and supporting a phased rollout across additional operational areas.

5. Public Works received a grant of \$875,000 from the California Energy Commission. This grant will be used to install 54 additional electric vehicle charging stations in the headquarters campus to address the growing number of County-owned electric vehicles. Construction is estimated to begin in April 2026.

Strategy: Equity in Contracting and Hiring

1. Public Works participated in six business outreach and development events this quarter, in alignment with our commitment to creating equitable contracting opportunities for underutilized businesses. These events reached approximately 800 attendees, provided information and resources on how to do business with Public Works, and took place in partnership with various agencies, including Board offices, the Department of Economic Opportunity, Los Angeles County Metropolitan Transportation Authority (Metro), Internal Services Department, Merriwether and Williams, City of Los Angeles, Los Angeles World Airports, and Caltrans. Advertisements for these events reached nearly 33,000 people, and businesses expressed interest in County contracting.
2. Public Works is dedicated to promoting equity in contracting by implementing key programs aimed at supporting individuals facing barriers to employment in Los Angeles County and empowering small and historically underutilized businesses with the knowledge and resources to compete for contracting opportunities. These programs include the Countywide Community Workforce Agreement, the Local and Targeted Worker Hiring Program, and the Contractor Development and Bonding Assistance Program. During this reporting period, Public Works continued to increase staffing resources to enhance support for these initiatives.
3. PCAM collects data from all firms who visit the "Do Business with Public Works" contracting opportunities website to determine if a firm is a small business or historically underutilized business, how they learned about the opportunity, if the firm submits a proposal, and if the firm is ultimately awarded a contract. This data will help Public Works target outreach to boost the participation in County contracting.

Strategy: Financial Health

1. Staff prepared several impact reports based on different curtailment scenarios for the Public Works General Fund to anticipate potential future funding cuts.
2. PCAM proactively monitors financial health of the business operations through key metrics, such as project expenditure, delivery schedule, and staff resource allocations.

RESULTS-BASED ACCOUNTABILITY: SUMMARY

Population Accountability

Population Outcome: Communities benefit from resilient infrastructure and economic development.				
Population Indicators	Current Value	Current Reporting Period	Previous Value	Previous Reporting Period
Number of safe and resilient infrastructure that has achieved award level ratings by the Institute of Sustainable Infrastructure	1	October - December 2025	0	Jul - Sep 2025
Number of equitable contracts granted that promote economic development	14	October - December 2025	6	Jul - Sep 2025
Amount of wages earned through equitable contracting, strengthening the local economy	\$109,967,074	October - December 2025	\$91,954,267.96	Jul - Sep 2025

Performance Accountability

Strategy 1: Center of Excellence					
Performance Measures (October - December 2025)	Current Actual Value	Previous Value	Current Target Value	Current Trend	Baseline % Change
Percentage of innovative projects designed leveraging our public, private, and academic resources	6.6%	4.3%	100%	↑	53.5%
Percent completed to centralize the department's policies and procedures*	N/A	N/A	N/A	N/A	N/A

* Will begin reporting next quarter

Strategy 2: Organizational Efficiency					
Performance Measures (October - December 2025)	Current Actual Value	Previous Value	Current Target Value	Current Trend	Baseline % Change
Percent of scheduled facility upgrades and preventative maintenance projects completed annually*	35%	25%	100%	↑	40%
Percent of eligible technical staff actively pursuing professional licensure or certification	19.5%	16.4%	100%	↑	18.9%
Percent of jobs completed on time for external and internal customers	66%	83%	100%	↓	20.5%
Number of new tools or systems implemented that result in measurable gains in process efficiency	10	15	10	↓	33.3%

*Cumulative percentage for entire Fiscal Year

Strategy 3: Equity in Contracting and Hiring					
Performance Measures (October - December 2025)	Current Actual Value	Previous Value	Current Target Value	Current Trend	Baseline % Change
Percent of construction projects that meet or exceed County-defined local hiring and workforce equity goals	85.3%	83.9%	100%	↑	1.7%
Number of hours of employment created for local residents and underrepresented workforce	1,955,569	1,228,418	1,500,000	↑	59.2%

Strategy 4: Financial Health					
Performance Measures (October - December 2025)	Current Actual Value	Previous Value	Current Target Value	Current Trend	Baseline % Change
Percent of projects completed within budget	89%	92.5%	100%	↓	3.8%

KEY TAKEAWAYS

- PCAM developed a new business plan for Fiscal Year 2025-26 with a new set of metrics.
- PCAM's on time and on budget metrics remain above average for Q2.
- PCAM remains instrumental in the recovery efforts as a result of the January 2025 wildfires.
- During Q2, PCAM divisions identified 10 new tools or systems which have enhanced their daily operations.
- The number of technical staff that are pursuing professional licensures or certification has increased in Q2.
- PCAM saw an increase in the percentage of projects that leverage our public, private, and academic resources in Q2.

Municipal Services

"Creating vibrant communities that are safe and resilient in unincorporated Los Angeles County."



2,100 subdivision improvement plans reviewed annually

20,421 building permits valued at \$2.3 billion issued annually



MAJOR PROGRAMS/SERVICES

Public Works' Municipal Services Core Service Area (CSA) is responsible for the development of safe, sustainable, and resilient communities. As such, the CSA provides programs and services that support sustainable and resilient developments, environmental protection, advance social equity, enhance quality of life, and promote economic development throughout Los Angeles County. Services include efficient project entitlement, permitting, and inspection of residential, industrial, and commercial developments; code enforcement and property rehabilitation programs; graffiti abatement services; initiatives to bridge the digital divide; and administration of the Office of Oil and Gas.

Municipal Services also supports housing and community development by advancing affordable housing for low-income communities and persons experiencing homelessness (PEH). Additionally, the CSA safeguards Los Angeles County communities by preparing for and responding to daily incidents; supporting County emergency operations during major emergencies and disasters; and collaborating with first responders, including Sheriff's Department, Fire Department, and the Office of Emergency Management, to provide outreach on emergency preparedness and community resiliency.

Land Development

Public Works, in partnership with the Department of Regional Planning, provides streamlined land development services on California Environmental Quality Act document reviews, entitlements, permitting, inspection services, and permit approvals for customers. These services are supported by EPIC-LA, the County's online enterprise plan checking system. Each year, Public Works completes approximately 2,100 subdivision-related plan reviews, and 290 new subdivision maps are recorded. During the second quarter of Fiscal Year 2025-26, 605 subdivision-related plan reviews were performed and 95 new subdivision maps were recorded. Public Works also provides land development and County Surveyor services for 42 cities through contract city services.

Permits and Inspection

Public Works is also responsible for the enforcement of building regulations for public and private structures and operates at ten regional permit offices providing building permits and inspection services. Each year, an estimated 20,421 building permits with a valuation of \$2.3 billion are issued and made available online via Public Works' interactive "Building Permit Viewer" website. By the end of the second quarter of Fiscal Year 2025-26, 3,638 building permits had been issued with a valuation of approximately \$688 million.

Of the permits issued during the second quarter of Fiscal Year 2025-26, 1,226 were solar permits which represent an estimated yearly energy production of 27,517,175 kWh. This level of solar energy is roughly the equivalent to removing 4,202 passenger vehicles from the road each year. In addition to its online permit services, Public Works provides plan review services for eight cities through contract city services.

Public Works provides permit and inspection services for general construction, transportation, filming, and other activities within unincorporated County public rights-of-way, as well as for work effecting Flood Control District facilities, including underground confined space inspection of storm drain systems. Public Works also delivers permit and inspection services in the public rights-of-way for three contract cities and issues transportation permits for 21 contract cities. During the second quarter of Fiscal Year 2025-26, approximately 5,653 road and flood encroachment and transportation permits were processed, and more than 8,582 inspections were completed.

Homelessness and Housing

Public Works is committed to ensuring safe and sustainable communities for all. This includes collaborating on interim housing projects for PEH; inspecting and assessing shelters and interim housing during emergencies or severe weather events; and supporting initiatives such as Project RoomKey which serves the County's most vulnerable populations. At the end of the second quarter of Fiscal Year 2025-26, there were 1,780 residential building permits finalized which enabled housing occupancy.

County Garage Conversion Accessory Dwelling Unit Program

Adaptive reuse is a concept used as early as the 1970's for the process of repurposing existing buildings to encourage sustainable development through conversion while minimizing reconstruction and demolition waste. In

response to the Board of Supervisors' (Board) Emergency Declaration to address the housing crisis, Public Works is promoting the adaptive reuse of existing garages into new Accessory Dwelling Units (ADUs) through an expedited permitting process that uses standardized sheets, pre-construction meetings, and construction guide. During the second quarter of Fiscal Year 2025-26, approximately 68 garage conversion applications were submitted for permitting and 48 building permits issued through the County's Garage Conversion ADU Program.

Express Permits

To better assist constituents seeking simple permits that do not require a plan review, Public Works created a series of online express permits for mechanical, electrical, plumbing, sewer, and solar work. This process allows applicants to instantly receive permits 24/7, once the fees are paid, while ensuring the proposed work is inspected to ensure building code compliance.

Code Enforcement and Property Rehabilitation Program

Public Works conducts code enforcement activities related to property maintenance to enhance public safety and quality of life in unincorporated communities. Staff respond to complaints and investigate public nuisance, unsightly property conditions, and unpermitted construction. As of the end of the second quarter of Fiscal Year 2025-26, there were 105 new code enforcement cases, 166 new property rehabilitation cases, and 62 Nuisance Abatement Team cases.

The Nuisance Abatement Team cases typically involve violations enforced by the Departments of Regional Planning, Public Health, Fire, and Animal Care & Control, and require the assistance of a multiagency Task Force, including County law enforcement and the District Attorney's Office. Public Works also investigates unpermitted construction on private property, on a compliant basis, to ensure compliance with County regulations.

Graffiti Abatement

Public Works administers the County's Graffiti Abatement Program, which removes graffiti in unincorporated communities and in Flood Control District channels. The Program also includes an outreach component to encourage communities to report graffiti. By the end of the second quarter of Fiscal Year 2025-26, Public Works abated , 28,648 graffiti tags across the County, supporting safer communities.

Building and Safety services to

9 Cities

9 million square feet of graffiti removed per year by Public Works.

Land Development services to

42 Cities

Community Services

Public Works engaged with more than 125 unincorporated communities to address local needs, resolve issues, and enhance quality of life. Community Liaisons worked directly with town councils, homeowner associations, community groups, Board offices, and constituents to build strong community relationships.

During the second quarter of Fiscal Year 2025-26, Public Works participated in over 80 community meetings across all five Supervisorial Districts to strengthen partnerships, promote transparency, and build public trust within these diverse communities.

Public Works also provided services to incorporated cities within Los Angeles County through General Service Agreements, giving cities access to our skilled workforce, extensive resources, reliable service delivery, and emergency response capabilities. Community Liaisons manage contract services, and support the advancement of regional strategic priorities. During the second quarter of Fiscal Year 2025-26, Public Works completed approximately 33 City Service Requests for 18 cities within Los Angeles County.

Special Assessment Districts

Public Works manages 26 Landscape Maintenance Districts (LMD) Zones across the County, with most located in Supervisorial District 5, several in Supervisorial District 1, and one in Supervisorial District 3. A comprehensive community engagement plan has been developed to discuss maintenance service levels and potential fee increase options with residents. The plan uses door hangers, constituent surveys, and hybrid community meetings to achieve financial stability in each of the impacted zones.

During the second quarter of Fiscal Year 2025-26, two community meetings were held. The first, with LMD Zone 55, addressed the failed rate increase effort; as a result, annual fire brush clearance will no longer be provided by LMD and will now instead become the responsibility of individual homeowners starting in 2026. The second meeting, with LMD Zone 43, focused on rate increase options and a potential Prop 218 vote in 2026.

Public Works manages 11 Drainage Benefit Assessment Areas (DBAA) in the Antelope Valley. Out of these, 7 receive landscaping and irrigation services, while 4 receive weed abatement and litter control services.

County Improvement Districts

Public Works administers the County Improvement Districts Program, which is authorized under the California Streets and Highway Code to form improvement districts and levy assessments on benefiting properties to fund public infrastructure projects, such as a new water or sewer line, or the conversion of a private streets to a public streets. The program is receiving an increasing number of requests from Altadena residents seeking to convert from septic systems to public sewer service.

Public Works has developed a primary map identifying all the properties currently on septic systems, which has been used to guide and organize small virtual community meetings. The County Treasurer and Tax Collector is evaluating financing options including the feasibility of allowing property owners to repay project costs through their property tax bills. During the second quarter of Fiscal Year 2025-26, three virtual community meetings were held. To date, Public Works has received 12 petitions from neighborhoods interested in pursuing septic-to-sewer conversions. A Notice to Proceed was issued to a design consultant in May 2025 to begin preparing preliminary designs and cost estimates for feasibility studies in the petitioning neighborhoods.

Office of Oil and Gas

The Office of Oil and Gas was established to improve coordination and oversight of oil and gas operations in Los Angeles County and to support public and environmental health. Working with the California Geologic Energy Management Division (CalGEM), the Chief Sustainability Office, and the County Departments of Regional Planning, Public Health, and Fire's Health HazMat, the Office developed a framework to plug and abandon idle oil wells, environmental conditions for frontline communities. The Office also launched a public website (<https://oilandgas.lacounty.gov>) that provides information on legislation, regulations, and current events, and includes an online form for community concerns. The website includes a Geographic Information System dashboard with data on wells located in Los Angeles County. The Office is coordinating with CalGEM to permanently plug and abandon six orphan wells in the unincorporated West Hills as part of the State's Oil and Gas Well Abandonment Expenditure Plan. The physical work to plug and abandon the wells is anticipated to be completed in early 2026.

In September 2021, the Board directed the Department of Regional Planning to prepare an ordinance amending Title 22 to prohibit new oil wells and production facilities in all zones, classify existing wells and production facilities as nonconforming uses, and establish regulations for existing operations. The ordinance applies to unincorporated areas except for the Baldwin Hills Community Standards District (CSD), areas governed by a specific plan, and uses operating under a valid discretionary permit.

The Board adopted the Oil Well Ordinance on January 24, 2023, and it took effect on February 23, 2023. On May 14, 2024, the Board approved an amendment to the Baldwin Hills CSD to be consistent with the Countywide Oil Well Ordinance. A revised Oil Well Ordinance is being proposed to incorporate the amendments to the Baldwin Hills CSD, update the County General Plan, and to clarify the County's regulatory authority granted by AB 3233.

The Chief Sustainability Office responded to a September 2021, Board motion directing implementation of the initial Just Transition Strategy recommendations. This included expanding the Stakeholder Taskforce to include frontline and tribal communities, identifying and addressing key data gaps, such as the demographics of fossil fuel workers and economics of the fossil fuel industry, and providing regular reports to the Board. The completed Just Transition Strategy, was submitted to the Board on December 5, 2022. The motion also directed the Chief Executive Officer to

identify options for increasing revenue to support ongoing implementation, including state and Federal resources.

The Office is coordinating with various departments on a report back on the May 13, 2025, Board motion to update recommendations for implementing local regulations that strengthen health and safety protection and public notification requirements. The Board motion also directs the Office to continue to explore implementation and funding mechanisms to support both short- and long-term goals of the phase out process. The Department of Public Health provided its report back on September 19, 2025, with recommendations focusing on active oil extraction operations. The Department of Regional Planning provided an initial report on September 18, 2025, outlining recommendations for remediation and reuse of former oil sites.

Fire Recovery Efforts

The Eaton and Palisades Fires devastated large areas of unincorporated Los Angeles County. Public Works is leading and accelerating the full rebuilding of these communities, ensuring recovery is equitable, efficient, and resilient. This work includes establishing Recovery Permit Centers to streamline and expedite plan reviews and inspections for fire-rebuild projects, and advancing Recovery Planning efforts focused on the long-term rebuilding and resilience of fire-impacted unincorporated communities.

Resilient Construction

Pursuant to Chapter 7A of the Building Code, Public Works is ensuring new buildings, and any additions, alterations, or repairs made to existing buildings located within any Fire Hazard Severity Zone, are now constructed with materials and construction methods to be resilient against future fires.

Building Code Adoption

The State of California adopts updated Building Standards Codes every three years, and the latest update will take effect on January 1, 2026, as the 2026 Los Angeles County Building Codes. Los Angeles County collaborated with stakeholders and regional jurisdictions to amend the State code to address construction concerns specific to Southern California. Many of these amendments will strengthen structural design requirements to improve resilience to wildfires and major earthquakes. Public Works also incorporated amendments that advance the goals of the County Sustainability Plan.

Newhall Ranch – Mission Village

The ongoing efforts by Public Works on this project include:

- Bi-weekly meetings with FivePoint’s executive team to discuss high-level workflow and staffing issues.
- 67 total units have been permitted for single-family residences and multi-family buildings in the second quarter of Fiscal Year 2025-26.
- 1,395 total permits and 2,138 units have been issued for single-family residence and multi-family buildings.
- Collaboration with the Treasurer and Tax Collector and County Counsel to acquire and transfer community facilities district (CFD) facilities, with a valuation of \$1.24 billion, financed by a CFD, to the County and Flood Control District.

Emergency Management

Public Works supports the CEO’s Office of Emergency Management in Countywide emergency planning and preparedness, serves on the County Emergency Management Council, and leads the Construction and Engineering Branch of the County Emergency Operations Center. Public Works also operates a Department Operations Center (DOC) to manage local emergency responses and assist County operations during incidents. The DOC was activated on October 28, 2025, for a red flag warning and October 14, November 14, December 23, and December 31, 2025, in response to winter storms.

Public Works Dispatch Center

Public Works operates a 24/7 Dispatch Center and hotline (1-800-675-HELP), handling nearly 60,000 service and emergency calls each year. These calls include reports of graffiti, potholes, hazardous material spills, water service disruptions, illegal dumping, sewer overflows, damaged signs, and malfunctioning traffic signals. The Dispatch Center also coordinates Public Works field crews and law enforcement and other safety responders. Road closures for County-maintained roads are posted at: pw.lacounty.gov/rmd/roadclosures and Traffic signal incidents at: pw.lacounty.gov/OSD/TrafficSignalIncidents/.

Public Works’ Response Costs* for Recent Disaster Events:

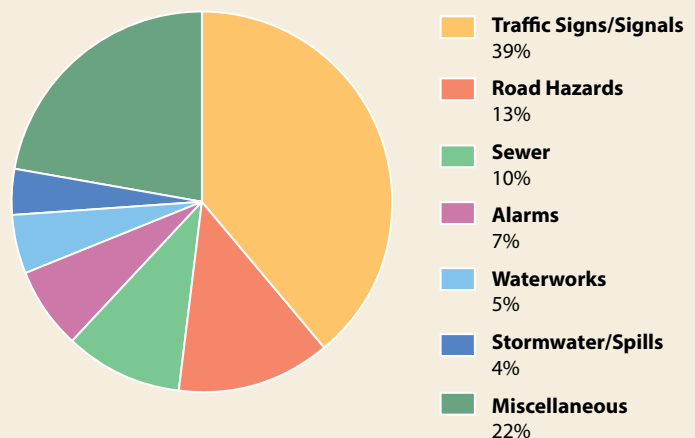
2022 Tropical Storm Kay	\$4.7M
2023 Winter Rainstorms	\$190.2M
2023 Tropical Storm Hillary	\$2.6M
2024 Early February Rainstorms	\$35.8M
2025 January Windstorm and Fires	\$224.5M

* Documented costs for Public Works’ response phase activities for declared emergencies only. Recovery and mitigation costs are not included.

PUBLIC WORKS DISPATCH SERVICES



Analysis of Fiscal Year 2024-2025 Dispatch Calls, excluding graffiti reports



24/7
Hours Days
per week

60,000
Calls Per Year

COMMUNICATION SYSTEMS
Telephone / Radio / Electronic

ALARM SYSTEM MONITORING



Public Works Department Operations Center (DOC)

County Building Evaluation Team (CBET)

A comprehensive emergency response plan has been developed, in partnership with the CEO and Internal Services Department. The plan outlines how County buildings will be prioritized and evaluated following major emergencies, such as major earthquakes, tsunamis, or significant flooding. Public Works is responsible for assessing the structural integrity of all County buildings. Staff have completed training and are preparing the annual update of the CBET Manual. Public Works will continue conducting exercises to ensure personnel are familiar with the CBET Plan and further strengthen earthquake preparedness and response.

Safety Assessment Program (SAP)

Public Works is an active participant in the State of California's SAP which deploys professional engineers, architects, and certified building inspectors to help local governments evaluate the safety of buildings after disasters. Managed by the California Governor's Office of Emergency Services (Cal OES), SAP brings together volunteers, professional organizations, and mutual aid resources. By training and certifying our own staff as SAP evaluators, Public Works strengthens its disaster-response capacity and supports statewide deployment during major emergencies. The department has 165 active SAP-certified evaluators.

Continuity of Operations (COOP) Plan

The COOP Plan identifies essential functions and processes that must continue or be quickly restored after a disruption. Public Works reviewed more than 150 processes and prioritized them based on their importance to protecting critical infrastructure, life, and property. The COOP Plan outlines the resources required to restore these essential functions and ensure Public Works can fulfill its core responsibilities during emergencies or disasters. This quarter, Public Works updated the COOP Plan and submitted it to the CEO's Office of Emergency Management on December 31, 2025.



KEY ISSUES/CHALLENGES

The well-being and safety of our communities and workforce

- Provide outreach and engagement with the development community and permit applicants, to increase their understanding of the processes and best practices for sustainability, resiliency, and quality of life.
- Improve and simplify processes for permitting, to be more customer-friendly and efficient, while ensuring safety and code compliance.
- Improve collaboration among permitting departments for a concerted submittal review process to address customer needs, resiliency, and recovery after disasters.
- Adopt methods to quickly and flexibly adjust staffing levels to accommodate economic changes, customer demand, and emergency incidents.

Guiding and ensuring modern infrastructure that uplifts all communities

- Ensure equity in program plans and services, particularly in underserved and unfinished communities.
- Develop and strengthen strategic relationships, including opportunities for collaboration, community input, and stakeholder engagement.
- Increase dwelling units across the unincorporated County, including affordable housing and ADUs.
- Take actions to address the crisis of PEH, such as measures focused on interim and affordable housing and safe, clean communities.
- Bridge the digital divide through initiatives to ensure broadband infrastructure development and equitable access to broadband.

The preparedness of our Public Works community and the community at large

- Increase workforce awareness of operational authority and available resources to facilitate efficient enterprise-wide emergency responses and recovery efforts.
- Build community resilience and educate our at-risk unincorporated residents on emergency and disaster preparedness information through meaningful community outreach and engagement.

- Promote community awareness of available services and resources provided by Public Works, particularly in the context of emergency management and related municipal services.
- Develop and strengthen strategic relationships and collaborative opportunities to support situational awareness, regional preparedness, response efficiency, and recovery and resiliency efforts.
- Support preparation for emerging social, environmental, health, and technology issues, recognizing the interplay between these issues and their implications for emergency management.

STRATEGIES

Accelerate Housing

A key component of vibrant, safe, and resilient communities is the availability of housing across the region. Increasing the number of dwelling units and housing projects receiving certificates of occupancy is a critical measure of progress, as is maintaining a timely, responsive permitting process, that is customer-focused, efficient, and ensures safety, code compliance, and equity throughout the County.

Actions include:

- Improving processes and workflows to enhance customer experience
- Streamlining permitting
- Targeting educational outreach for stakeholders, including communities and the industry

Increase the State of Readiness and Community Preparedness

Public Works manages a wide range of critical infrastructure and services, that directly support the communities and economy of Los Angeles County. Disruptions to these systems can have severe regional impacts including threats to life and property. To reduce these risks, Public Works prioritizes preparedness, response, recovery, and mitigation for all hazards. This includes comprehensive, mandated training for staff and close collaboration with strategic partners to inform and educate communities about hazard readiness. Maintaining a strong state of preparedness, both within Public Works and across the communities we serve, is essential to building vibrant, safe, and resilient communities.

Actions include:

- Ensuring compliance with State and Federally mandated emergency management trainings.
- Participating in and hosting emergency management exercises to test readiness and preparedness.
- Participating in community workshops, educational series, and events to support engagement on emergency-related issues including climate resiliency.
- Completing After-Action Reports and assessing opportunities for improvements.

Resilient Recovery of Fire-Impacted Unincorporated Communities

Public Works is committed to supporting the long-term recovery and resilience of the unincorporated communities affected by the Palisades and Eaton Fires. Efforts focus on restoring essential housing and infrastructure, addressing environmental and public health concerns, and implementing sustainable measures that reduce future wildfire risk. Recovery actions are coordinated with County departments, State and Federal agencies, utilities, and community partners to ensure equitable, timely, and resilient outcomes, while leveraging policy, legislation, technology, and best practices to accelerate progress.

Actions include:

- Surge staffing to support permit reviews and inspections in fire-impacted communities, complemented by One-Stop Permit Centers that provide both walk-in and appointment-based guidance from all four permitting departments.
- Faster plan review and approvals through initiatives such as the Self-Certification program for architects and engineers, the Pre-Approved Plans Pilot for ready-to-use home designs, expedited processing for “like-for-like” rebuilds, and the eCheck AI Pilot to accelerate plan checks.
- “Rebuilding Together” workshops that help residents understand how to work with design professionals, use of pre-approved plans, pursue like-for-like rebuilds, access resilient rebuilding resources, consider manufactured or factory-built housing, and hire licensed contractors.
- Deferral of building plan review and construction permit fees for fire-impacted single-family homeowners who lived in their homes before January 7, 2025, to reduce financial burden for property owners.
- Collaboration with utility partners and expediting permitting to transition overhead infrastructure to underground installations where feasible.

Improving Quality of Life in Unincorporated Communities

Improving quality of life in unincorporated communities is central to Municipal Services’ goal of building safe, clean, and resilient neighborhoods. Comprehensive graffiti abatement restores public spaces and strengthens community pride. Streamlined permitting and accelerated housing construction, address urgent housing needs and promote equitable development. Robust code enforcement, including the rehabilitation of substandard properties, helps ensure neighborhoods remain healthy, safe, and vibrant. Together, these efforts demonstrate Public Works’ commitment to service excellence, sustainability, and inclusive growth, as outlined in its Strategic Plan.

Actions include:

- Conducting proactive graffiti abatement, removing more than 100,000 illegal tags each year.
- Conducting educational outreach with local community groups to promote graffiti reporting and explain how to submit reports effectively.
- Partnering with the Office of Violence Prevention to develop collaborative protocols that help streamline graffiti reduction in unincorporated areas.
- Conducting timely inspections of substandard property complaints to ensure rapid response to unsafe hazardous conditions.
- Completing substandard property abatement in a timely manner to reduce blight and protect community health.

STRATEGY STATUS (SECOND QUARTER: OCTOBER–DECEMBER 2025)

Strategy: Accelerate Housing

1. Public Works continues to provide expedited services for projects that have an affordable housing component or provide affordable housing stock in other ways, such as ADUs, that may positively impact PEH.
2. Public Works continues to collaborate with the Departments of Regional Planning, Fire, and Public Health to provide coordinated reviews and inspections, with a target to increase the number of permits and certificates of occupancy issued.
3. Public Works is engaged in internally examining streamlined permitting processes and workflows to improve turnaround times on customer submissions; and externally educating and engaging stakeholders to enhance customer experience.

Strategy: Increase the State of Readiness and Community Preparedness

1. Public Works continues to participate in outreach events to educate County residents on emergency preparedness for all hazards, including earthquakes, fires, and floods. This quarter, Public Works attended nine outreach events to share preparedness resources with its communities.
2. Public Works continues to take proactive steps to prepare for emergencies by participating in tabletop exercises and educational seminars. These activities help the Enterprise gain valuable knowledge about the resources offered by our partner agencies, help improve our situational awareness, and strengthen communication and coordination during large-scale emergencies or special events across the Los Angeles region. This quarter, Public Works participated in two exercises.
3. Public Works continues to implement a social media campaign to increase public awareness by sharing emergency and preparedness information and resources regarding extreme heat preparation, wildfire prevention, and flooding.
4. Public Works coordinated an Enterprise-wide emergency preparedness event, the ShakeCast tabletop exercise, to improve earthquake preparedness.
5. Public Works has continued participation as members of the Los Angeles County Fire Department Urban Search and Rescue (USAR) Team as California Task Force 2. There are currently seven Public Works engineers serving as Structures Specialists on the USAR Team. In October, three of these Public Works engineers were deployed with the USAR Team to assist the US Department of State's mission in Jamaica in response to Hurricane Melissa.

Strategy: Resilient Recovery of Fire-Impacted Unincorporated Communities

1. Public Works has deployed surge staff to ensure timely permitting and inspections, guided by current application volumes and projected workload.
2. Public Works has dedicated inspectors for projects in the fire-impacted communities with a goal of completing inspections within 48 hours, keeping rebuild projects moving forward, and ensuring timely issuance of Certificates of Occupancy.
3. Public Works has implemented several programs to help expedite the issuance of building permits for the fire-impacted communities, including one-stop centers, Self-Certification Pilot program, pre-approved plans, fee deferrals, Like-for-Like Rebuilds, Pre-Fabricated structures, LA County eCheck which utilizes an artificial intelligence software called Archistar, and the CanIBuild portal which allows residents to instantly determine which designs are permissible on their parcels. Public Works will also continue to outreach and message on these various programs.
4. Public Works has fostered cross-sector collaboration with utility providers to facilitate the undergrounding of overhead infrastructure in areas where technical, financial, and environmental conditions allow—prioritizing long-term resilience and safety.

Strategy: Improving Quality of Life in Unincorporated Communities

1. Public Works strives to remove all reported graffiti within 48 hours using specialized graffiti abatement contractors supported by robust monitoring and oversight. This quarter, 98% of graffiti tags were removed within the 48-hour goal.
2. Public Works strives to achieve 100% of substandard property complaints inspected within 7 days by continuing to maintain a dedicated inspection schedule, prioritizing new complaints, adequately staffing the program, and deploying staff resources for rapid response. This quarter, 67% of substandard properties were inspected within 7 days.
3. Public Works strives to complete 100% of substandard property abatements within 90 days by streamlining contractor coordination, expediting Notices and Orders, closely monitoring case progress, and ensuring adequate resources for timely resolution. This quarter, 35% of cases were closed within the 90-day target.

RESULTS-BASED ACCOUNTABILITY: SUMMARY

Population Accountability

Population Outcome: Creating vibrant communities that are safe and resilient in unincorporated Los Angeles County.				
Population Indicators	Current Value	Current Reporting Period	Previous Value	Previous Reporting Period
Percent of housing demand met annually*	21%	January 1, 2025 – December 31, 2025	15%	October 1, 2024 – September 30, 2025
Number of unincorporated communities provided emergency preparedness outreach	2	October 1, 2025 – December 31, 2025	0	July 1, 2025 – September 30, 2025

* Includes all housing units finalized within unincorporated LA County.

Performance Accountability

Strategy 1: Accelerate Housing					
Performance Measures (October – December 2025)	Current Value	Previous Value	Current Target Value	Current Trend	Baseline % Change
Number of dwelling units based on certificates of occupancy issued per quarter*	721	373	2,814	↑	93%
Average building plan check turnaround times (calendar days)	14	13	30	↑	8%
Average development improvement plan check turnaround times (calendar days)	25	23	30	↑	9%

* Baseline established by the County's 2021-2029 Housing Element ([link](#)) to meet regional housing needs of 90,052 units within the unincorporated LA County in 8 years period broken down by 4 quarters per year $[90,052 / (8 * 4) = 2,814]$.

Strategy 2: Increase State of Readiness and Community Preparedness					
Performance Measures (October – December 2025)	Current Actual Value	Previous Value	Current Target Value	Current Trend	Baseline % Change
Number of community preparedness outreach events serving at-risk communities per quarter	9	4	3	↑	125%
Number of residents engaged during community preparedness outreach events per quarter	744	190	150	↑	292%
Number of Public Works personnel participating in Emergency Management trainings per quarter**	429	382	144	↑	12%
Number of targeted training exercises and educational seminars attended per quarter	2	4	2	↓	50%

** Minimum number of trained Public Works Personnel required to support activities in the DOC.

Strategy 3: Resilient Recovery of Fire-Impacted Unincorporated Communities					
Performance Measures (October – December 2025)	Current Actual Value	Previous Value	Current Target Value	Current Trend	Baseline % Change
Number of Recovery Certificates of Occupancy issued each quarter*	8	0	100	↑	N/A
Percent of recovery building permits issued within 30 calendar days	3%	2%	100%	↑	50%
Percent of inspection requests completed within 48 hours	78%	100%	100%	↓	22%
Miles of permitted overhead utilities undergrounded in fire recovery area per year	24	24	12	→	0%

* Out of 6,858 destroyed dwelling units in unincorporated fire recovery areas.

Strategy 4: Improving Quality of Life in Unincorporated Communities

Performance Measures (October – December 2025)	Current Actual Value	Previous Value	Current Target Value	Current Trend	Baseline % Change
Percent of graffiti abated within 48 hours*	99%	N/A	100%	N/A	N/A
Percent of substandard properties inspected within 7 days	68%	67%	100%	↑	1.5%
Percent of substandard property cases closed within 90 days	46%	35%	100%	↑	31%

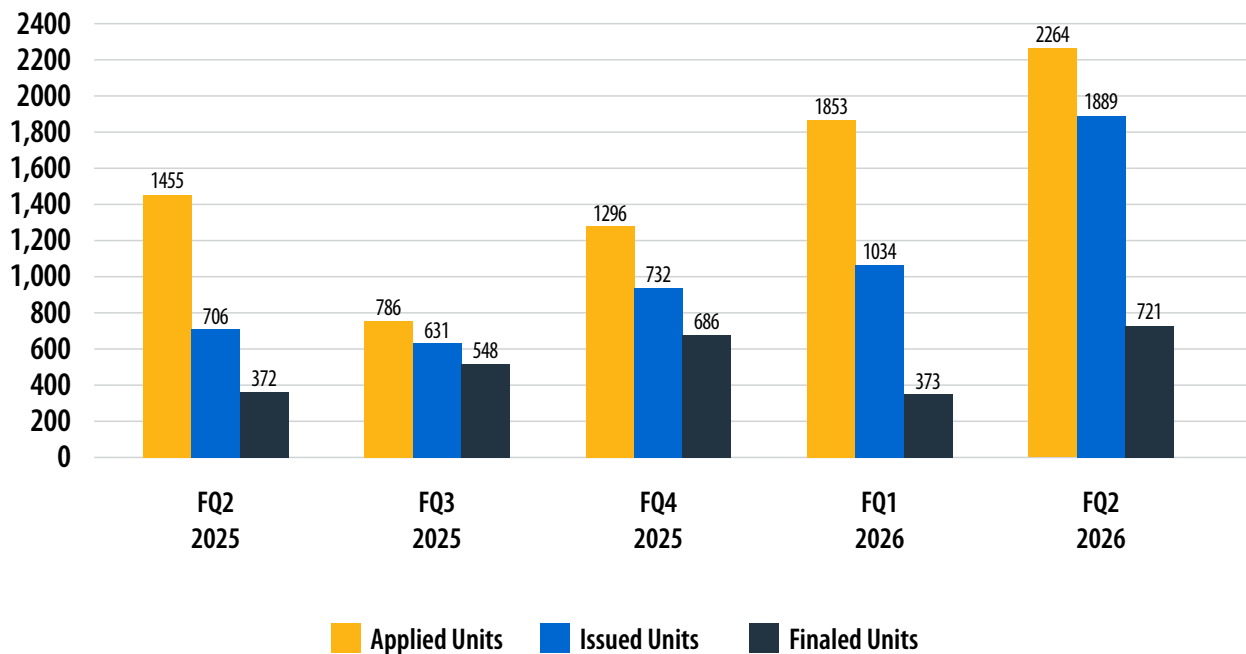
*Removals not completed on time were due to no access and weather conditions.

KEY TAKEAWAYS

Accelerate Housing

- To meet regional housing needs, Public Works has developed several express permits for mechanical, electrical, plumbing, sewer, and solar applications, which allows the agency to focus efforts on being responsive to developers and support the unincorporated Los Angeles County areas as being the area of choice for housing development.
- Public Works continually trains staff to maintain and improve upon quality first-round plan check turnaround times.
- Public Works has developed new processes and standard plans for garage conversions to ADUs and Junior ADUs.
- Public Works continues to collaborate with the Department of Regional Planning to establish a process to streamline ADU/Junior ADU standard plan approvals.
- Building permits finalized and/or certificates of occupancy issued are based on market demand which trended upward during this quarter.
- Average building plan check turnaround times (based on calendar days) increased by one day during this quarter and remains well within target.
- Average development improvement plan check turnaround times increased slightly.

EPIC-LA Housing Units Dashboard



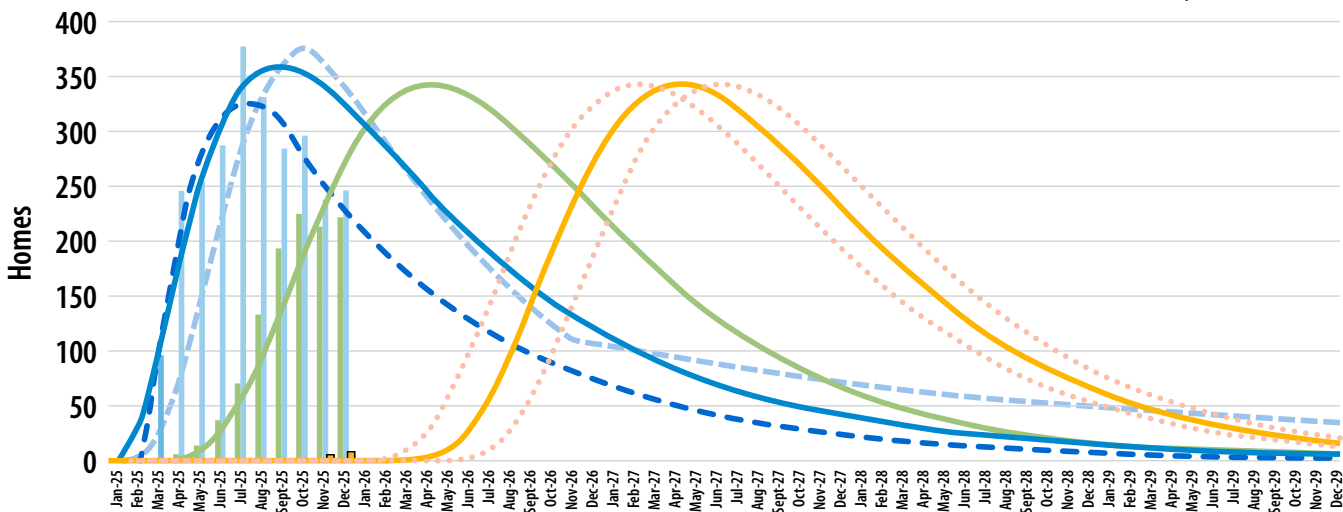
Increase State of Readiness and Community Preparedness

- Public Works attended and will continue to attend various community outreach and engagement events and conduct meaningful engagement with our at-risk unincorporated community residents on emergency preparedness for all hazards.
- Public Works collaborated closely with our strategic partners to mitigate the adverse impacts of the Eaton and Palisades Fires. Public Works personnel participated in tabletop exercises and other educational seminars to strengthen communication, coordination, and collaboration with our strategic partners to support situational awareness, regional preparedness, and response and recovery efforts.
- Public Works is appropriately staffed in each branch under the Standardized Emergency Management System, National Incident Management System, and Incident Command System structures, and in compliance with mandated emergency management trainings.
- Public Works is prepared to collaborate with our strategic partners through Unified Coordination Group calls to respond to incidents.

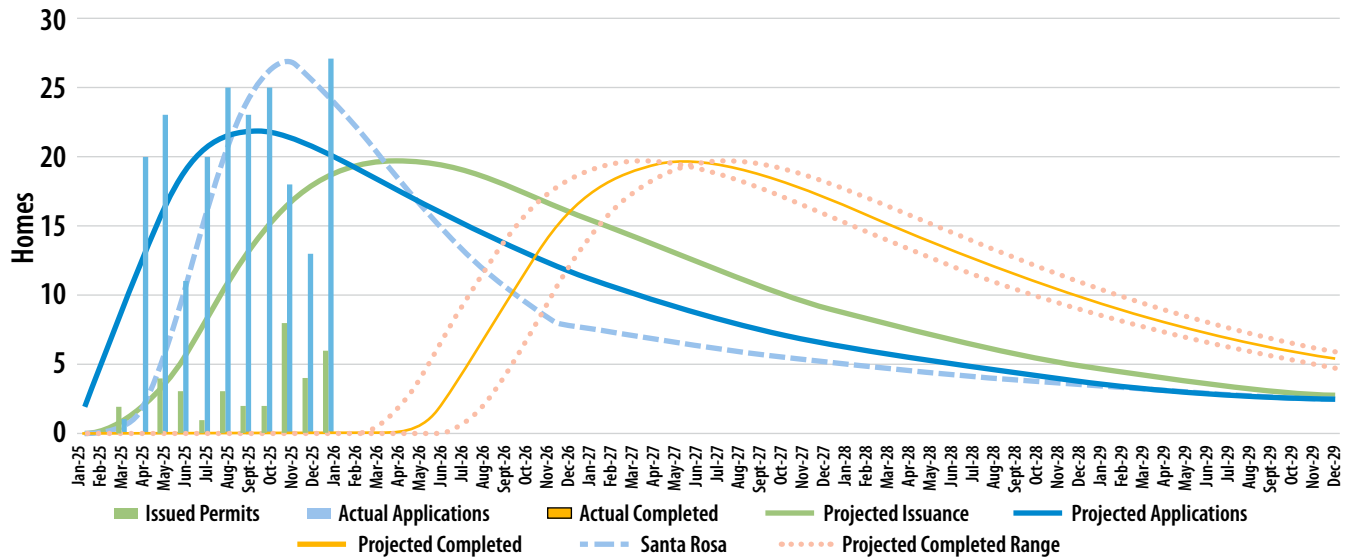
Resilient Recovery of Fire-Impacted Unincorporated Communities

- Public Works has developed projections based on applications received, permits issued, and utilizing construction industry estimates of 10-18 months to construct a new single-family residence. Based on projections and permit activity, no Certificates of Occupancy (COO) were anticipated, however we issued 8 COO's this quarter.
- Los Angeles County has set an aspirational goal to issue permits within 30 business days. Time from applications received to permit issuance includes the time Architects/Engineer's take to prepare full building plans, resubmit plans for recheck, and for applicants to submit clearances, secure funding, identify a builder, and pull the necessary permits. While we continue implementing strategies, timeframes have not yet met the 30-day target, signaling an area for continued improvement to meet this aspirational goal.
- Of the 1,100+ permits issued to date, approximately 500+ have begun construction and 280+ called for early inspections. However, percent of inspections completed within 48 hours dipped to 78%, compared to prior performance. We will continue to surge staff to improve this performance measure.
- Public Works continues to foster cross-sector collaboration with utility providers to facilitate the undergrounding of overhead infrastructure in areas where technical, financial, and environmental conditions allow—prioritizing long-term resilience and safety. Miles of permitted overhead facilities undergrounded remained consistent and above target.

Reconstruction in Altadena Post-Fire Recovery



Reconstruction in Palisades 2025 Post-Fire Recovery



Improving Quality of Life in Unincorporated Communities

- Public Works graffiti removal contracts aim to deliver 7-day service and 48-hour removal time for graffiti abatement throughout all unincorporated areas of the County. This quarter, 99% of graffiti was abated within 48 hours, maintaining near-perfect performance and aligning closely with the 100% target.
- Public Works has realigned staff resources to support timely inspections of substandard property complaints, ensuring rapid response to unsafe conditions. Performance showed progress, improving slightly from 67% to 68%, a 1.5% increase.
- Public Works continues to streamline property rehabilitation efforts by coordinating with contractors and adjusting resources to complete abatements in a timely manner, reducing blight and improving neighborhood conditions. This quarter, the number of cases closed within 90 days rose from 35 percent to 46 percent, a 31 percent improvement, reflecting enhanced efficiency.
- Public Works continues to train staff and develop procedures and manuals to improve consistency, efficiency, and effectiveness in addressing substandard properties.
- Public Works engages with partner agencies and community stakeholders to strengthen collaboration and ensure equitable outcomes in property rehabilitation efforts.

Appendix 1

Services Provided to Cities

VIA Agreement

Los Angeles County Public Works Services Provided To Cities (Via Agreement)

SD1

	Bridge Inspection and/or Maintenance	Building & Safety	Storm Drain Catch Basin Clean Out	Storm Drain Catch Basin Insert Maintenance (County Flood Control Catch Basins)	City Pump Station	Street Maintenance	Industrial Waste	Permit Issuance & Inspection (Transportation)	Consolidated Sewer Maintenance District	Safe, Clean Water Program	Sewer Maintenance Contract	Street Lighting Maintenance District	Subdivision Maps: Final	Subdivision Maps: Tentative	Traffic Advisor	Traffic Operations Services	Traffic Signal Maintenance	Traffic Signal Maintenance – Shared Intersections	Underground Storage Tanks	Infrastructure Design Construction	Traffic Monitoring
Alhambra	■			■						■									■	■	
Azusa	■									■			■					■	■	■	
Baldwin Park	■								■	■								■	■	■	
Covina	■		■	■						■			■			■	■	■	■	■	■
Diamond Bar	■		■				■		■	■		■							■	■	
El Monte	■			■				■		■									■	■	
Industry	■	■	■	■	■	■		■	■	■					■	■	■	■	■	■	■
Irwindale	■	■	■				■			■	■							■	■	■	
La Puente	■						■			■						■		■	■	■	
La Verne	■		■				■			■									■	■	
Los Angeles										■								■		■	
Montebello	■			■						■	■		■			■		■	■	■	
Monterey Park	■			■						■		■						■	■	■	
Pomona	■									■									■	■	
Rosemead	■		■	■	■		■		■	■								■	■	■	
San Gabriel	■			■						■			■					■	■	■	
South El Monte			■						■	■		■							■	■	
Walnut	■		■			■	■	■	■	■		■				■	■	■	■	■	
West Covina	■		■					■		■							■	■	■	■	
TOTAL	17	2	9	8	2	2	6	4	6	19	2	4	4	0	1	5	4	13	18	19	2

Los Angeles County Public Works Services Provided To Cities (Via Agreement)

SD2

	Bridge Inspection and/or Maintenance	Building & Safety	Storm Drain Catch Basin Clean Out	Storm Drain Catch Basin Insert Maintenance (County Flood Control Catch Basins)	City Pump Station	Street Maintenance	Industrial Waste	Permit Issuance & Inspection (Transportation)	Consolidated Sewer Maintenance District	Safe, Clean Water Program	Sewer Maintenance Contract	Street Lighting Maintenance District	Subdivision Maps: Final	Subdivision Maps: Tentative	Traffic Advisor	Traffic Operations Services	Traffic Signal Maintenance	Traffic Signal Maintenance – Shared Intersections	Underground Storage Tanks	Infrastructure Design Construction	Traffic Monitoring	
Carson	■			■			■	■	■	■		■	■	■		■	■	■	■	■	■	■
Compton	■			■						■						■		■	■	■		
Culver City	■			■			■			■			■						■	■		
El Segundo	■							■		■			■				■	■		■		
Gardena	■		■	■			■			■			■					■	■	■		
Hawthorne	■			■						■			■				■	■	■	■		
Hermosa Beach				■						■			■					■	■	■		
Inglewood				■						■								■	■	■		
Lawndale		■					■	■	■	■		■	■			■	■	■	■	■		
Los Angeles										■								■		■		
Lynwood	■			■						■			■					■	■	■		
Manhattan Beach										■			■				■		■	■	■	■
Redondo Beach	■			■						■			■			■	■	■	■	■	■	
TOTAL	8	1	1	9	0	0	4	3	2	13	0	2	10	1	0	4	6	11	11	13	2	

Los Angeles County Public Works Services Provided To Cities (Via Agreement)

SD3

	Bridge Inspection and/or Maintenance	Building & Safety	Storm Drain Catch Basin Clean Out	Storm Drain Catch Basin Insert Maintenance (County Flood Control Catch Basins)	City Pump Station	Street Maintenance	Industrial Waste	Permit Issuance & Inspection (Transportation)	Consolidated Sewer Maintenance District	Safe, Clean Water Program	Sewer Maintenance Contract	Street Lighting Maintenance District	Subdivision Maps: Final	Subdivision Maps: Tentative	Traffic Advisor	Traffic Operations Services	Traffic Signal Maintenance	Traffic Signal Maintenance – Shared Intersections	Underground Storage Tanks	Infrastructure Design Construction	Traffic Monitoring
Agoura Hills	■						■		■	■		■				■	■	■	■	■	
Beverly Hills				■			■			■								■	■	■	
Calabasas	■			■			■		■	■		■						■	■	■	
Hidden Hills			■						■	■						■		■	■	■	
Los Angeles										■								■		■	
Malibu	■								■	■		■							■	■	
San Fernando	■			■			■			■										■	
Santa Monica	■			■						■			■							■	
West Hollywood			■	■			■			■	■		■				■		■	■	
Westlake Village	■	■	■	■			■		■	■						■	■		■	■	
TOTAL	6	1	3	6	0	0	6	0	5	10	1	3	2	0	0	3	3	5	7	10	0

Los Angeles County Public Works Services Provided To Cities (Via Agreement)

SD4

	Bridge Inspection and/or Maintenance	Building & Safety	Storm Drain Catch Basin Clean Out	Storm Drain Catch Basin Insert Maintenance (County Flood Control Catch Basins)	City Pump Station	Street Maintenance	Industrial Waste	Permit Issuance & Inspection (Transportation)	Consolidated Sewer Maintenance District	Safe, Clean Water Program	Sewer Maintenance Contract	Street Lighting Maintenance District	Subdivision Maps: Final	Subdivision Maps: Tentative	Traffic Advisor	Traffic Operations Services	Traffic Signal Maintenance	Traffic Signal Maintenance – Shared Intersections	Underground Storage Tanks	Infrastructure Design Construction	Traffic Monitoring	
Artesia		■					■		■	■			■							■	■	
Avalon																				■	■	
Bell	■			■						■										■	■	
Bell Gardens	■			■			■		■	■		■	■							■	■	
Bellflower	■			■			■		■	■										■	■	
Cerritos	■	■					■	■		■								■		■	■	
Commerce	■			■			■	■	■	■			■	■		■		■		■	■	
Cudahy	■		■				■		■	■			■							■	■	
Downey	■			■						■										■	■	
Hawaiian Gardens	■		■	■			■		■	■								■		■	■	
Huntington Park	■									■			■					■		■	■	
La Habra Heights	■		■						■	■							■			■	■	
La Mirada	■	■	■				■	■	■	■		■	■	■		■	■	■		■	■	
Lakewood	■	■		■			■	■	■	■			■	■		■	■	■		■	■	
Lomita		■	■	■			■	■	■	■		■	■	■	■		■			■	■	■
Long Beach	■							■		■								■			■	
Los Angeles										■								■			■	
Maywood	■			■					■	■										■	■	
Norwalk	■			■			■			■										■	■	
Palos Verdes Estates	■			■					■	■			■							■	■	
TOTAL	16	5	5	11	0	0	11	6	12	19	0	3	9	4	1	3	4	8	18	20	1	

Los Angeles County Public Works Services Provided To Cities (Via Agreement)

SD4 (Continued)

	Bridge Inspection and/or Maintenance	Building & Safety	Storm Drain Catch Basin Clean Out	Storm Drain Catch Basin Insert Maintenance (County Flood Control Catch Basins)	City Pump Station	Street Maintenance	Industrial Waste	Permit Issuance & Inspection (Transportation)	Consolidated Sewer Maintenance District	Safe, Clean Water Program	Sewer Maintenance Contract	Street Lighting Maintenance District	Subdivision Maps: Final	Subdivision Maps: Tentative	Traffic Advisor	Traffic Operations Services	Traffic Signal Maintenance	Traffic Signal Maintenance -- Shared Intersections	Underground Storage Tanks	Infrastructure Design Construction	Traffic Monitoring
Paramount	■			■			■	■	■	■		■							■	■	
Pico Rivera	■			■	■		■	■	■	■			■					■	■	■	
Rancho Palos Verdes				■			■		■	■									■	■	
Rolling Hills	■	■							■	■			■	■					■	■	
Rolling Hills Estates			■	■		■	■		■	■		■	■			■			■	■	
Santa Fe Springs	■							■	■	■			■					■		■	
Signal Hill				■				■		■			■						■	■	
South Gate	■			■				■		■			■					■	■	■	
Torrance	■			■						■			■					■		■	
Vernon	■			■						■			■							■	
Whittier	■									■		■						■	■	■	
TOTAL	24	6	5	19	1	1	15	11	18	30	0	6	17	5	1	4	4	13	26	31	1

Los Angeles County Public Works Services Provided To Cities (Via Agreement)

SD5

	Bridge Inspection and/or Maintenance	Building and Safety	Storm Drain Catch Basin Clean Out	Storm Drain Catch Basin Insert Maintenance (County Flood Control Catch Basins)	City Pump Station	Street Maintenance	Industrial Waste	Permit Issuance & Inspection (Transportation)	Consolidated Sewer Maintenance District	Safe, Clean Water Program	Sewer Maintenance Contract	Street Lighting Maintenance District	Subdivision Maps: Final	Subdivision Maps: Tentative	Traffic Advisor	Traffic Operations Services	Traffic-Signal Maintenance	Traffic-Signal Maintenance-- Shared Intersections	Underground Storage Tanks	Infrastructure Design Construction	Traffic Monitoring
Arcadia	■		■							■			■					■	■	■	
Bradbury	■		■	■					■	■						■			■	■	
Burbank	■									■			■							■	
Claremont	■									■									■	■	
Duarte			■	■			■		■	■						■	■		■	■	■
Glendale	■		■							■			■					■		■	
Glendora	■		■						■	■			■					■	■	■	
La Cañada Flintridge	■	■	■	■		■	■		■	■		■				■	■	■	■	■	
La Verne	■		■				■			■									■	■	
Lancaster	■							■								■			■	■	
Los Angeles										■								■		■	
Monrovia	■		■	■						■								■	■	■	■
Palmdale	■							■								■			■	■	
Pasadena	■									■			■					■		■	
San Dimas	■						■	■	■	■			■					■	■	■	
San Marino	■									■			■					■	■	■	
Santa Clarita	■			■			■		■	■							■	■	■	■	
Sierra Madre	■									■										■	
South Pasadena	■		■	■						■			■						■	■	
Temple City	■		■			■	■		■	■							■	■	■	■	
TOTAL	18	1	10	6	0	2	6	3	7	18	0	1	8	0	0	5	4	11	15	20	2

Appendix 2

Public Works' Priority Legislation

Public Works' Priority Legislation

As of December 25, 2025

Bill and Author	Issue Area	Status	County Position
<i>Environmental Programs</i>			
AB 70 (Aguiar-Curry, D-Davis)	Solid waste: organic waste: diversion: biomethane	Signed by Governor	Watch
AB 337 (Bennett, D, Oxnard)	Greenhouse Gas Reduction Fund: grant program: edible food	Asm. Appr. Comm. (2-year bill)	Support
AB 436 (Ransom, D-Stockton)	Composting facilities: zoning	Asm. Appr. Comm. (2-year bill)	Support
AB 473 (Wilson, D-Sacramento)	Environmental advertising: recyclability	Asm. Nat. Resources Comm. (2-year bill)	Watch
AB 643 (Wilson, D-Suisun City)	Climate change: short-lived climate pollutants: organic waste reduction	Asm. Nat. Resources Comm. (2-year bill)	Watch
AB 1153 (Bonta, D-Oakland)	Solid waste disposal and codisposal site cleanup: illegal disposal site abatement	Asm. Appr. Comm. (2-year bill)	Support
AB 1325 (Rodriguez, D-Chino)	Lubricants and waste oil: producer responsibility	Asm. Nat. Resources Comm. (2-year bill)	Watch
S. 2110 (Merkeley, D-OR)	Reusable Containers	Sen. - Env. and Pub. Works	Support
SB 404 (Caballero, D-Fresno)	Hazardous materials: metal shredding facilities	Vetoed by Governor	Watch
SB 501 (Allen, D-Santa Monica)	Household Hazardous Waste Producer Responsibility Act	Sen. Appr. Comm. (2-year bill)	Support
SB 633 (Blakespear, D-Encintas)	Beverage containers: recycling	Asm. Appr. Comm. (2-year bill)	Support
SB 753 (Cortese, D-San Jose)	Special business regulations: shopping carts	Signed by Governor	Support
<i>Municipal Services</i>			
AB 301 (Schiavo, D-Santa Clarita)	Planning and zoning: housing development projects: postentitlement phase permits: state departments	Signed by Governor	Support
AB 671 (Wicks, D-Oakland)	Accelerated restaurant building plan approval: California Retail Food Code: tenant improvements	Signed by Governor	Watch
AB 986 (Muratsuchi, D-Torrance)	State of emergency and local emergency: landslides and climate change	Vetoed by the Governor	Support
AB 1007 (Rubio, D-West Covina)	Land use: development project review	Signed by Governor	Support if amended
AB 1308 (Hoover, D-Folsom)	Residential building permits: inspections: Housing Accoutability Act	Signed by Governor	None

Bill and Author	Issue Area	Status	County Position
H.R. 5311 (Fedorchak, R-ND)	CABLE Expansion Act	House - Energy and Commerce Comm.	None
S. 1323 (Schiff, D-CA)	FIREWALL Act	Sen. Finance Comm.	Watch
S. 2651 (Scott, R-SC)	ROAD to Housing Act of 2025	Sen. Banking, Housing, & Urban Affairs Comm.	Watch
SB 79 (Wiener, D-San Francisco)	Housing development: transit-oriented development	Signed by Governor	Watch
SB 256 (Perez, D-Pasadena)	Electricity: electrical infrastructure: wildfire mitigation	Asm. Appr. Comm. (2-year bill)	Watch
SB 629 (Durazo, D-Los Angeles)	Wildfires: fire hazard severity zones: post-wildfire safety areas	Vetoed by Governor	None
SB 782 (Perez, D-Pasadena)	Enhanced infrastructure financing district: climate resilience districts	Signed by Governor	County- Sponsored

Public Contracting and Asset Management

AB 339 (Ortega, D-Hayward)	Local public employee organizations: notice requirements	Signed by Governor	Oppose
AB 476 (Gonzalez, D-Los Angeles)	Metal theft	Signed by Governor	Support if amended
SB 409 (Archuleta, D-Pico Rivera)	Public contracts: county-owned buildings	Signed by Governor	County Sponsored

Strategic Planning & Sustainability Office

H.R. 1235 (Webster, R-FL)	Federal Infrastructure Bank	House - Transp. & Infra.; Financial Svcs; Ways & Means Comms.	None
H.R. 5356 (Davis, D-IL)	Federal Infrastructure Bank	House - Transp. & Infra.; Financial Svcs; Ways & Means Comms.	None
SB 74 (Seyarto, R-Murrieta)	Office of Land Use & Climate Innovation: Infrastructure Gap-Fund Program	Asm. Appr. Comm. (2-year bill)	Support
SB 453 (Stern, D-Calabasas)	Microgrid incentive program	Assembly - Inactive File (2-year bill)	Support
SB 684 (Menjivar, D-Van Nuys)	Polluters Pay Climate Superfund Act of 2025	Sen. Judiciary Comm. (2-year bill)	Watch

Bill and Author	Issue Area	Status	County Position
SB 769 (Caballero, D-Fresno)	The Golden State Infrastructure Corporation Act	Assembly - Inactive File (2-year bill)	Support
<i>Transportation</i>			
H.R. 6298 (Friedman, D- CA)	Safe & Affordable Transit Act	House - Transportation and Infrastructure	None
<i>Water Resources</i>			
AB 638 (Rodriguez, D-Arleta)	Stormwater: uses: irrigation	Sen. Appr. Comm. (2-year bill)	Watch
H.R. 1267 (Gluesenkamp, D-WA)	Water Systems PFAS Liability Protection Act	House Subcommittee on Water Res. & Env.	None
H.R. 3927 (Rouzer, R-NC)	Nationwide Permitting Improvement Act	House Subcommittee on Water Res. & Env.	None
SB 601 (Allen, D-Santa Monica)	Water: waste discharge	Asm. Appr. Comm. (2-year bill)	Impact
SB 682 (Allen, D-Santa Monica)	Env. health: product safety: PFAS	Vetoed by Governor	Watch
S. 1462 (Curtis, R-UT)	Fix our Forests Act	Sen. Ag, Nutrition, & Forestry Comm.	None
<i>Public Works At-Large</i>			
H.R. 4669 (Graves, R-UT)	FEMA Reform Act	House - Transp. & Infra.; Homeland Security Comms.	Watch



Public Works

LOS ANGELES COUNTY

pw.lacounty.gov

900 S. Fremont Avenue
Alhambra, CA 91803